



Liebert® GXT5™

5 to 10kVA

Intelligent and Efficient UPS
Protection for your Mission-
Critical Applications



Intelligent and Efficient UPS Protection for your Mission Critical Applications

The Vertiv™ Liebert® GXT5™ UPS is an online double conversion UPS solution which offers premium power outage protection and continuous power conditioning in a compact and flexible deployment system.

The Liebert® GXT5™ single phase UPS operates with high power efficiency and it is ideally suited to protect critical infrastructure in both centralized and edge network applications.

Scalable runtime options with matching external battery cabinets offer additional flexibility when extended uninterrupted power is required. User-friendly LCD interface as well as full network management capability, including configuration and remote updates, make this system easy to deploy and simple to maintain. With market-leading efficiency and unity power factor operation, the Liebert® GXT5™ will fill your critical application needs.

Sleep well knowing your business is protected by the premium products from Vertiv™.



Vertiv™ Liebert® GXT5™



With internet of things (IoT), edge computing and 5G driving the proliferation of interconnected devices, there is growing need to place compute and storage closer to the users to reduce latency and improve the overall customer experience.

These new technology trends are putting pressure on the power demand, as there is all the more a need to maintain efficiency and availability. You need an uninterruptible power supply (UPS) system that's highly available, energy efficient and flexible enough to adapt according to your business needs.

The new Liebert GXT5 from Vertiv is an advanced version of the widely-regarded GXT UPS series.

Liebert GXT5 is ideal for the following applications and more:

- Edge Applications
- Finance and Banking
- Telecom
- Healthcare
- Retail
- Cloud Edge

Liebert® GXT5™ Highlights



Unity Power Factor (PF=1.0)

More active power available so more loads can be connected versus lower power factor systems thus saving space and cost.



High efficiency up to 95% in on-line mode

Higher efficiency means optimized energy management and lower heat dissipation, thus providing energy and cost savings.



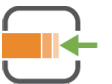
Even high efficiency up to 98% in Active ECO mode

Superior protection with maximum efficiency



Colored graphic LCD display with gravity orientation

User friendly interface to know UPS status and configuration.



Rack/Tower design with short depth and flexible to install

A more compact UPS that will use less floor space, and leaves more space available for data equipment in a rack.



External Battery cabinets with auto detection

Be confident your UPS is set up correctly to report available run time when used with external battery cabinets.



Product warranty

Comprehensive coverage through a standard three-year warranty.



How You Benefit from Liebert GXT5 UPS?

DESIGNED FOR HIGH AVAILABILITY



- **Unity Power Factor (PF=1.0)** ensures the connection of more loads and IT equipment
- **Device can be swapped during operation** without powering down connected equipment thanks to the manual bypass POD integrated in the device (removable connection box)
- Minimum downtime of the device provided by **hot-swappable battery modules** which can be changed during operation
- **Vertiv™ LIFE™ Service** remote diagnostic and preventive monitoring service helps to enhance uptime, as well as operational efficiency
- Operates at full power up to 40 °C (**up to 50 °C with derating**)

USER-FRIENDLY OPERATION AND INSTALLATION



- Integrated solution that **combines electronics and batteries** in a single part number
- Easy to read **gravity sensing graphical color display**
- **Intuitive user interface**, local configuration and management
- Enabling **remote management**
- Support for the new Vertiv suite of **remote management** tools (Vertiv Power Insight, SNMP/webcards, etc)
- **Auto-detection of up to 6 external battery cabinets (EBC)** but supports EBCs up to 10 numbers. EBC helps an easy and fast installation when long runtimes are required

LONGER LIFE TIME AND RUN-TIME OF THE BATTERIES



- Extended run-times provided by the addition of **external battery cabinets**
- **Improved battery care** by temperature compensated battery charging
- **Programmable sockets** help to extend runtime for the most critical loads and smart disconnection of the less critical ones
- **Intelligent battery health management** ensures a longer life time (optimized battery maintenance and replacement when needed)

OPTIMIZED ENERGY AND CAPACITY MANAGEMENT




- Active ECO operating mode **with up to 98% efficiency**
- Efficiency in on-line double conversion mode **up to 95%**
- **Energy Star 2.0** certified
- Programmable sockets for **critical loads prioritization** and **energy optimization**
- Capacity for parallel or redundant operation (10/16/10kVA) thus bringing a next level of **flexibility for growth and future expansion**

SEAMLESS CONNECTIVITY




- **Programmable dry contacts**
- **Supports SNMP, WEB and Sensors**, thanks to the powerful RDU101 card

Liebert GXT5 5-6kVA 230V



Liebert GXT5 8-10kVA 230V



External Battery Cabinet

MODEL NUMBER:	GXT5-EBC192VRT3U
UPS Model	5 – 10-KVA MODELS
Dimensions and weight	
Dimensions (mm) Unit, WxDxH	430 x 630 x 130
Weight (kg)	576
Battery Parameters	
Type	Valve-regulated, non-spillable, lead acid
Quantity x Voltage	16 x 12 V
Battery Mfr./Part#	9 AH; LEOCH/DJW12-9.0
Environmental Parameters	
Operating Temp, °C (°F)	0 to 40 (32 to 104)
Storage Temp, °C (°F)	-15 to 40 (5 to 104)
Relative Humidity	0 – 95% non-condensing
Operating Elevation	Up to 3,000 m (9,842.5 ft.) at 25 °C (77 °F)
Agency Credentials	
Safety	IEC62040-1:2008version,GS mark; UL1778, c-UL listed
Transportation	ISTA Procedure 1E



Battery Run Times

5kVA Models

No. of EBCs	Backup Time (Min)									
	5 kVA	4.5 kVA	4 kVA	3.5 kVA	3 kVA	2.5 kVA	2 kVA	1.5 kVA	1 kVA	0.5 kVA
UPS	7.0	8.0	9.5	11.5	14.5	18.5	25.0	36.5	59.0	120.0
UPS+1 EBC	19.0	22.0	26.0	31.0	38.5	48.0	62.5	85.0	129.0	272.5
UPS+2 EBC	33.5	38.5	45.0	53.0	63.5	78.0	99.0	133.0	211.0	427.5
UPS+3 EBC	49.0	55.5	64.0	74.0	88.0	107.5	136.0	189.5	294.0	582.5
UPS+4 EBC	64.0	72.0	82.5	95.5	113.0	138.0	179.5	246.0	377.0	737.5
UPS+5 EBC	79.0	89.0	101.0	117.0	138.5	173.0	222.5	303.0	460.0	892.5
UPS+6 EBC	94.0	105.5	120.0	139.0	168.0	208.0	266.0	359.5	543.0	1047.5

6kVA Models

No. of EBCs	Backup Time (Min)									
	6 kVA	5.4 kVA	4.8 kVA	4.2 kVA	3.6 kVA	3 kVA	2.4 kVA	1.8 kVA	1.2 kVA	0.6 kVA
UPS	5.5	6.0	7.5	9.0	11.0	14.5	19.5	29.0	48.0	100.0
UPS+1 EBC	14.5	17.0	20.0	24.0	30.0	38.5	50.5	70.0	107.0	226.0
UPS+2 EBC	26.0	30.5	35.5	42.0	51.0	63.5	81.5	110.0	172.0	357.5
UPS+3 EBC	39.0	44.5	51.5	60.5	72.0	88.0	112.5	154.0	242.0	489.0
UPS+4 EBC	51.5	58.5	67.0	78.0	92.5	113.0	145.0	201.5	312.0	621.0
UPS+5 EBC	64.5	72.5	82.5	96.0	113.5	138.5	181.5	249.5	382.0	752.5
UPS+6 EBC	77.0	86.5	98.5	113.5	134.0	168.0	218.0	297.5	452.0	884.5

8kVA Models

No. of EBCs	Backup Time (Min)									
	8 kVA	7.2 kVA	6.4 kVA	5.6 kVA	4.8 kVA	4 kVA	3.2 kVA	2.4 kVA	1.6 kVA	0.8 kVA
UPS	3.5	4.0	4.5	6.0	7.5	9.5	13.0	19.5	33.5	75.0
UPS+1 EBC	9.5	11.5	13.5	16.0	20.0	26.0	35.0	50.5	79.0	166.0
UPS+2 EBC	17.5	20.5	24.0	29.0	35.5	45.0	59.0	81.5	124.5	267.5
UPS+3 EBC	26.5	30.5	35.5	42.5	51.5	64.0	82.0	112.5	176.0	369.0
UPS+4 EBC	36.0	41.0	48.0	56.0	67.0	82.5	105.5	145.0	229.5	471.0
UPS+5 EBC	45.5	52.0	59.5	69.5	82.5	101.0	128.5	181.5	283.0	572.5
UPS+6 EBC	55.5	62.5	71.5	83.0	98.5	120.0	155.0	218.0	336.5	674.5

10kVA Models

No. of EBCs	Backup Time (Min)									
	10 kVA	9 kVA	8 kVA	7 kVA	6 kVA	5 kVA	4 kVA	3 kVA	2 kVA	1 kVA
UPS	2.0	2.5	3.5	4.0	5.5	7.0	9.5	14.5	25.0	59.0
UPS+1 EBC	7.0	8.0	9.5	12.0	14.5	19.0	26.0	38.5	62.5	129.0
UPS+2 EBC	13.0	15.0	17.5	21.0	26.0	33.5	45.0	63.5	99.0	211.0
UPS+3 EBC	19.5	22.5	26.5	31.5	39.0	49.0	64.0	88.0	136.0	294.0
UPS+4 EBC	26.5	30.5	36.0	42.5	51.5	64.0	82.5	113.0	179.5	377.0
UPS+5 EBC	34.5	39.5	45.5	54.0	64.5	79.0	101.0	138.5	222.5	460.0
UPS+6 EBC	42.0	48.0	55.5	64.5	77.0	94.0	120.0	168.0	266.0	543.0

Note:

*EBC- External Battery Cabinet

**Battery autonomy times are based on operation at 25°C. The autonomy times are approximate and are based on fully charged batteries and can vary +/-5% because of battery manufacturing variances.

Technical Specifications

Model Number	GXT5-5000IRT5UXLN	GXT5-6000IRT5UXLN	GXT5-8000IRT5UXLN	GXT5-10KIRT5UXLN
Ratings (VA/W)	5000 VA / 5000 W	6000 VA / 6000 W	8000 VA / 8000 W	10,000 VA / 10,000 W
Dimensions and weight				
Dimensions (mm) Unit, W×D×H	430×630×217			
Unit weight (kg)	70.8		74.5	
Input AC Parameters				
Operating Frequency, Nom	60 Hz (Factory Default is 50 Hz)			
Factory Default Voltage	230 VAC			
User-configurable Voltage	200/208/220/230/240 VAC			
Operating Voltage Range without battery operation	176 to 288 VAC (100 to 176 VAC with power derating)			
Maximum allowable Voltage	288 VAC			
Input frequency without battery operation	40 to 70 Hz			
Output AC Parameters				
AC-AC Efficiency	94%	94%	94.5%	95%
Factory Default Voltage	230 VAC			
Frequency	50 Hz or 60 Hz, Nominal			
Waveform	Pure Sinewave			
Output Power Connection	Output terminal block			
Main Mode Overload	>150% minimum 200 ms, 125 – 150% for 60 seconds; 105 – 125% for 5 minutes; ≤ 105% continuous			
Internal Battery				
Charger Current	2.25 A (default), maximum 5 A		2.25 A (default), maximum 8 A	
Type	Valve-regulated, non-spillable, lead acid			
Qty x V x Rating	2 x 8 x 12V x 9.0 AH			
Back-up Time at Full Load	7	5.5	3.5	2
Back-up Time at Half Load	19	14.5	9.5	7
Bypass Protection Limits				
Upper-limit selections	+ 10%, + 15%, + 20%; default + 10%.			
Lower-limit selections	- 10%, - 15%, - 20%; default - 15%			
Disable-bypass operation	When the input frequency prevents synchronous operation			
General				
Operating Temperature, °C	Full power up to 40 °C (up to 50 °C with derating)			
Storage Temperature, °C	- 15 to + 40			
Relative Humidity	0 – 95% non-condensing			
Operating Elevation	Up to 3,000 m (9,842.5 ft) at 25°C (77°F) without derating			
Audible Noise	<55 dBA, at 1 meter from the front, <50 dBA, at 1 meter from rear or sides			
Safety	IEC62040-1:2008 version, GS mark			
EMI/EMC/C-Tick EMC	IEC/EN/AS 62040-2 2nd Ed (Cat 2)			
ESD	IEC/EN EN61000-4-2, Level 4, Criteria A			
Radiated Susceptibility	IEC/EN EN61000-4-3, Level 3, Criteria A			
Electrical Fast Transient	IEC/EN EN61000-4-4, Level 4, Criteria A			
Surge Immunity	IEC/EN EN61000-4-5, Level 4, Criteria A			
Transportation	ISTA Procedure 1E			
POD				
Model Number	PD5-CE6HDWRMBS PD5-CE6HDWRMBSU		PD5-CE10HDWRMBS PD5-CE10HDWRMBSU	
Amp Rating	50 A		63 A	
Includes	Two ICE320 C19 16 A / 250 V Sockets, Six C13 10 A / 250 V Sockets		Four ICE320 C19 16 A / 250 V Sockets, Four C13 10 A / 250 V Sockets	

Note: UPS Specifications are subject to change without any prior notification.

