



Liebert® GXT5™

750VA to 3kVA

Intelligent, Versatile, and
Reliable Power Protection for
Your Critical Applications





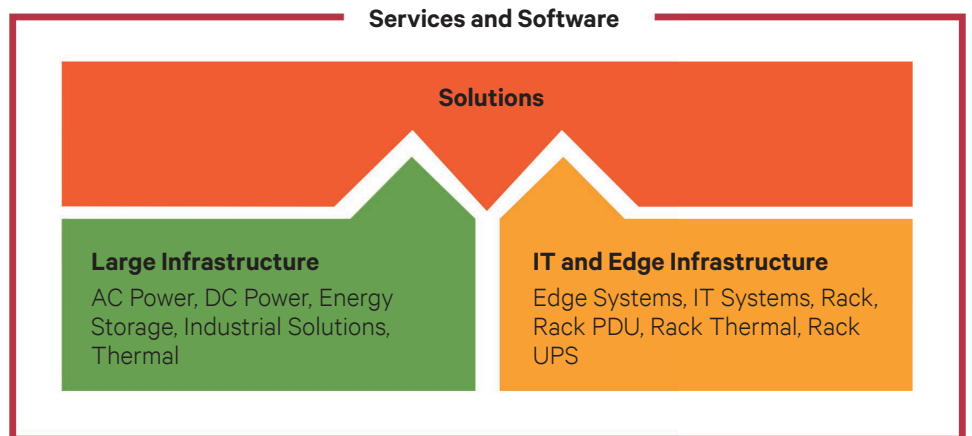
Vertiv brings together hardware, software, analytics and ongoing services to ensure its customers' vital applications run continuously, perform optimally and grow with their business needs.

Vertiv solves the most important challenges facing today's data centers, communication networks and commercial and industrial facilities with a portfolio of power, cooling and IT infrastructure solutions and services that extends from the cloud to the edge of the network.

ARCHITECTS OF CONTINUITY™

As industry experts and Architects of Continuity, we collaborate with our customers to envision and build future-ready infrastructures.

We help our customer meet the world's demand for data.



Avocent®

IT Management

Our industry-leading software gives customers an integrated view of operations across IT and facilities resources, enabling better decisions that save time and money

Chloride®

Industrial Power

Our global industrial power solutions meet the most demanding technical specifications and provide safe, reliable power- no matter the challenge

Liebert®

AC Power and Thermal

Our global power and thermal management solutions are some of the world's most efficient and reliable power and cooling technologies

NetSure™

DC Power

Our global intelligently engineered DC power systems deliver high availability, energy efficiency and scalability for converged networks

The Vertiv™ Liebert® GXT5 UPS is an online double conversion UPS solution which offers premium power outage protection and continuous power conditioning in a compact and flexible deployment system.

The Liebert® GXT5 is a single phase UPS built on the super reliable platform of GXT series- supporting over a million critical systems all over the world.

With market leading efficiency and unity power factor operation, the Liebert® GXT5 will fill your critical application needs for both centralized and edge network applications.

Scalable runtime options with matching external battery cabinets offer additional flexibility when extended uninterrupted power is required. User friendly LCD interface as well as full network management capability, including configuration and remote updates, make this system easy to deploy and simple to maintain.

Sleep well knowing your business is protected by the premium products from Vertiv.

Ideally suited for:

- Edge Applications
- Network workstations
- Web and application Servers
- Network closets
- Large network peripherals
- VoIP



Key Features

- Available in 750VA/1/1.5/2/3kVA ratings
- Top-level on-line double conversion UPS for mission-critical applications
- Unity output power factor
- LCD multi-language color display (gravity sensing)
- On-line (VFI) mode efficiency up to 94% at full load
- Active ECO mode efficiency up to 98%
- Energy Star® 2.0 certified
- Controllable and programmable output sockets
- Integrated solution with batteries and electronics
- External battery cabinets auto-detection
- Operates at full power up to 40°C (up to 50°C with derating)
- Intelligent Communication ready
- Safety Agency Approved Category B IEC 61000-4-5 Surges/Lightning protection capability)

Vertiv™ Liebert® GXT5 Highlights

Unity power factor (PF=1.0)



More active power available so more loads can be connected versus lower power factor systems thus saving space and cost.

High efficiency up to 94% in on-line mode



Higher efficiency means optimized energy management and lower heat dissipation, thus providing energy and cost savings.



Even high efficiency up to 98% in Active ECO mode

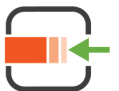
Superior protection with maximum efficiency.

Colored graphic LCD display with gravity orientation



User friendly interface to know UPS status and configuration.

Rack / Tower design with short depth and flexible to install



A more compact UPS that will use less floor space, and leaves more space available for data equipment in a rack.



Battery cabinets with auto-detection*

Be confident your UPS is set up correctly to report available run time when used with external battery cabinets.

Intelligent Battery Management



New algorithm to estimate Battery health status and replacement date prediction.



Liebert GXT5 is Powered by All New RDU101

The Powerful Future-ready Communication Tool



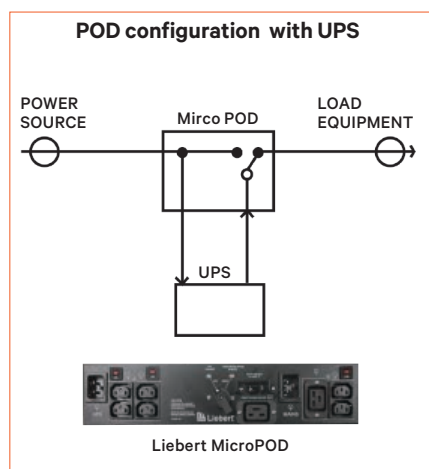
- Provides web access to the installed devices via popular web browsers - IE12 and later, Mozilla Firefox, Google Chrome and Safari.
- Provides alarm notifications via, SNMP, email and text messaging.
- Supports environmental monitoring via Liebert SN Sensors for temperature, humidity, leak detection, doors and contact closures.
- Supports third-party protocols for building and network management applications for status and alarms (SNMP only).
- Enables Vertiv software tools and services, including Trellis™ Enterprise, Trellis™ Power Insight and Vertiv™ LIFE™ Service.
- Provides a direct, high-speed USB connection to managed devices for firmware and configuration updates.
- HTTPS messages and web access encryption with installable customer provided certificates.
- Options for SNMP v3 authentication support (none, MD5 or SHA), privacy support (none, DES or AES) and Traps.

Higher uptime with optional POD configuration

When your computer system can not be without power, even for scheduled UPS maintenance, the Liebert MicroPOD Maintenance Bypass and Output Distribution Unit ensures continuous uptime. It allows you to manually transfer connected equipment to utility power via a maintenance bypass switch, permitting scheduled service or UPS replacement without the need to shut down connected equipment.

Features include:

- 2U height minimizes rack space requirements
- Easy plug-and-play installation



While today's smaller, rack-based UPS system offer relatively trouble-free operation, the growing criticality of the systems they support has increased the cost of downtime. As a result, the need to maintain these smaller UPS systems is increasingly important.

Warranty

GXT5 comes with three years of standard warranty and an option for one or two-years warranty extension.

Start-up

Hassle-free multi-site deployment management and offers convenience in the disposal of hazardous materials of existing UPS, when applicable.

Preventive maintenance

To increase equipment reliability thus higher availability.

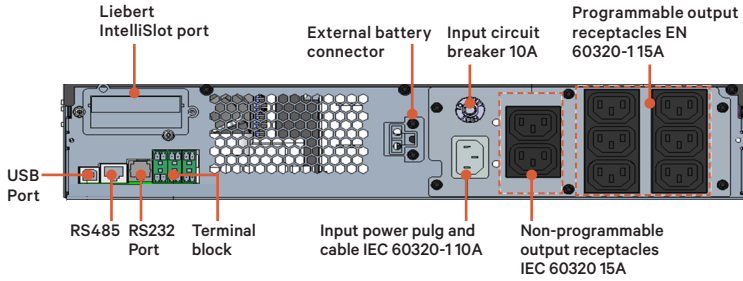
On-site service

Should you experience a problem, we will dispatch a Vertiv Certified Customer Engineer to repair or replace, your equipment, response guaranteed.

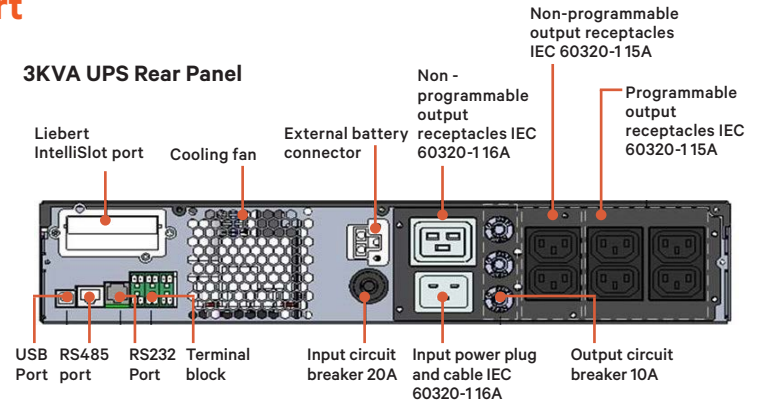
Liebert® GXT5™ 750VA to 3kVA

UPS Rear Panel and Battery Runtime Chart

750VA/1KVA UPS Rear Panel



3KVA UPS Rear Panel



Battery Run-time Chart (in min)

Internal Battery					
CAPACITY	750VA	1000VA	1500VA	2000VA	3000VA
10%	118	92.5	88	66.5	70
20%	63.5	47	42.5	30	31.5
30%	41	29	25.5	17.5	18.5
40%	29	20	17.5	12	12.5
50%	21.5	15	13	9	9
60%	17	11.5	10.5	7	7
70%	14	9.5	8.5	5.5	6
80%	11.5	8	7	4.5	4.5
90%	10	7	6	3.5	4
100%	8.5	6	5	3	3

Internal Battery + 3 External Battery Cabinet					
CAPACITY	750VA	1000VA	1500VA	2000VA	3000VA
10%	1032.5	820.5	783.5	603.5	632.5
20%	578	443	409	306.5	318
30%	396	297.5	271	199.5	207
40%	297.5	220.5	199.5	144	148.5
50%	236	172.5	155.5	113.5	116.5
60%	194	140	127	94	96
70%	163.5	119	108	79.5	81.5
80%	140	104	94	69	70.5
90%	123.5	92.5	82.5	60.5	61.5
100%	111	82.5	74	54	54.5

Internal Battery + 1 External Battery Cabinet					
CAPACITY	750VA	1000VA	1500VA	2000VA	3000VA
10%	421	330	314	237	249.5
20%	226	168.5	154	113.5	117.5
30%	148	110.5	100.5	74.5	77.5
40%	110.5	82.5	74.5	55	56.5
50%	88	65	59	42	43.5
60%	73	53.5	48	33.5	34.5
70%	62	44.5	39.5	27.5	28
80%	53.5	38	33.5	23	23.5
90%	46.5	33	28.5	19.5	20
100%	41	28.5	25	17	17

Internal Battery + 4 External Battery Cabinet					
CAPACITY	750VA	1000VA	1500VA	2000VA	3000VA
10%	1338.5	1066	1018	789.5	824
20%	754	580.5	537	404.5	419.5
30%	519.5	393.5	359.5	267	277
40%	393.5	294	267	196	202
50%	314.5	232.5	210.5	152	156
60%	260	191	172	124	127
70%	221	160.5	143.5	105.5	108
80%	191	137.5	124	91.5	94
90%	167.5	122	109.5	81	82.5
100%	148.5	109	98	72	73

Internal Battery + 2 External Battery Cabinet					
CAPACITY	750VA	1000VA	1500VA	2000VA	3000VA
10%	727	575.5	549	420	441
20%	402	305.5	281.5	208	216.5
30%	272	201.5	183	132	137
40%	201.5	146.5	132	98.5	101.5
50%	158	116	105.5	78	80
60%	128.5	96	87.5	64	65.5
70%	110	82	74	54	55.5
80%	96	71	64	45	47
90%	85	63	56	40	40.5
100%	76	56	49.5	35	35.5

Internal Battery + 5 External Battery Cabinet					
CAPACITY	750VA	1000VA	1500VA	2000VA	3000VA
10%	1644	1311	1252.5	969.5	1015.5
20%	930	718	664.5	503	521
30%	643.5	489	447.5	335	347
40%	489	368	335	248	255
50%	395	292.5	265.5	194.5	199.5
60%	326.5	241.5	219	157.5	162
70%	278	204.5	184	131.5	135
80%	241.5	176.5	157.5	114.5	117
90%	231	154.5	137	101	103
100%	190	136.5	122.5	90.5	92

* Auto-detection of up to 6 external battery cabinets (EBC) but supports EBCs up to 10 numbers.

Technical Specifications

Model Number	GXT5-750IRT2UXL	GXT5-1000IRT2UXL	GXT5-1500IRT2UXL	GXT5-2000IRT2UXL	GXT5-3000IRT2UXL
Ratings (VA/W)	750 VA / 750 W	1000 VA / 1000 W	1500 VA / 1500 W	2000 VA / 2000 W	3000 VA / 3000W
Dimensions and weight					
Dimensions (mm) Unit, D×W×H	400×430×85		470×430×85		540×430×85
Unit weight (kg)	16.5		21		28.5
Input					
Rated Volatge	230 VAC				
Rated frequency	50 Hz / 60 Hz				
Frequency range	40 to 70 Hz				
Power factor	≥0.99				
Output					
Nominal Voltage	200/208/220/230/240 VAC				
Waveform	Sine wave				
Inverter Overload Capability	>200% minimum 250 ms, 150 to 200% for 2 seconds; 125 to 150% for 50 seconds; 105 to 125% for 60 seconds				
Efficiency in Online mode	Up to 93%			Up to 94%	
Inverter Bypass	Up to 98%				
Output receptacles	(8) EN60320/C13			(6) EN60320/C13; (1) EN60320/C19	
Internal Battery					
Rated Voltage	36Vdc		48Vdc		72Vdc
Charger Current	Nominal 2.2 A; Maximum 8 A				
Type	Valve-regulated, non-spillable, lead acid				
Qty x V x Rating	3 x 12 V x 9.0 Ah		4 x 12 V x 9.0 Ah		6 x 12 V x 9.0 Ah
End Cell Voltage	1.67 V/cell (discharge voltage per cell will be from 1.67 Vdc to 1.90 Vdc, canbe selected by PARAMSET)				
Floating Voltage	Equalize charge: 2.35 V/cell; Float charge: 2.27 V/cell				
Battery Voltage Range	30 Vdc to 42.3 Vdc		40 Vdc to 56.4 Vdc		60 Vdc to 84.6 Vdc
General					
Operating Temperature, °C	Full power up to 40 °C (up to 50 °C with derating)				
Storage Temperature, °C	- 15 to + 40				
Relative Humidity	0 to 95% non-condensing				
Operating Elevation	Up to 3,000 m at 25°C without derating				
Audible Noise	<46 dBA, at 1 meter from sides, <43 dBA, at 1 meter from rear				
Safety	IEC62040-1:2008 version, GS mark; CE: UL1778 5th Edition and CSA 22.2 No 1071				
EMI/EMC/C-Tick EMC	EN 62040-2:2006; EN 61000-3-3:2013; EN 61000-3-3:2013				
Transportation	ISTA Procedure 1 A				
Surge Immunity	ANSI C62.41 Category B IEC 61000-4-5 Surges/Lighting				

Note: *Specification are subject to change without any further notification

**Battery autonomy times are based on operation at 25°C. The autonomy times are approximate and are based on fully charged batteries and can vary +/-5% because of battery manufacturing variances.

