



**NINGBO JINTIAN COPPER TUBE CO.,LTD.**

Add: No.1 Chengxi West Road Cicheng, Ningbo, China P.C.: 315034

Tel: +86-574-87597999

Fax: +86-574-87574862-8928

[www.jtfittings.com](http://www.jtfittings.com)

E-mail: [sales@jtfittings.com](mailto:sales@jtfittings.com)

# COPPER FITTING

NINGBO JINTIAN COPPER TUBE CO.,LTD.



# Contents













About Us .....	01-02
Enterprise Strength .....	03-06
Inch Solder Joint Copper Fitting <small>PRESSURE(ASME B 16.22)</small> .....	07-14
Metric End Feed Fittings <small>(EN1254-1)</small> .....	15-22
Solder Ring Copper Fitting <small>(EN1254-1)</small> .....	23-24
Packing .....	25
Network .....	26







National Level High-tech Enterprises  
National Level Enterprise Technology Center  
National Level Laboratory

- 阀门  
Valves 
- 铜管  
Copper Tubes 
- 紫铜管件  
Copper Fitting 
- 漆包线  
Enameled  
Copper Wire 
- 铜排  
Copper Busbar 
- 铜带  
Copper Strip 
- 铜线  
Copper Wire 
- 铜棒  
Copper Rod 
- 高精度棒线  
High Precision  
Brass Rod And Wire 
- 铜板  
Copper Plate 
- 磁性材料  
Magnetic Material 
- 阴极铜  
Copper Cathode 

# ABOUT US

**NINGBO JINTIAN COPPER TUBE CO., LTD.** is one of the 11 sub-companies owned by Jintian Group which established in October, 1986. With steady development, now Jintian Group is the largest copper processing and producing enterprise in China and rank the sino top 500 enterprises. With the joint effort of all staffs, Jintian Group is honoured with the National Circular Economy Pilot Units and the first batch of "City mineral" demonstration base with a Post-Doctoral Research Center.

Occupying an area of 2000 acres and with more than 5000 staffs, Jintian Group mainly engages in copper processing and smelting, high-tech materials, processing trade and real estate etc. The main products include copper cathode, oxygen-free copper line and all grade of copper wires, brass bar, brass plate, copper tube, enameled copper wire, valve, water meter, magnetic materials etc.


**NINGBO JINTIAN COPPER TUBE CO.,LTD.** has 56,000m2 area and 180 million RMB fixed assets, specialized in HVACR copper tubes, environmental protection copper water tubes and copper fittings. The company has modernized production lines, Independent R&D automatic equipment, and international management and R&D team. Our main products are: LWC(Plain), LWC(Inner grooved), Pancake Coils, ACR Straight Tubes, Capillary Tubes, Copper Water Tubes, Copper Fittings, Insulated Copper Tubes and Plastic-coated Copper Tubes, all products are produced strictly according to ASTM, EN, BS, JIS, GB/T Standard and widely used for HVACR and fluid transmission. Our Copper welding and solder ring fittings are widely sold to all over the world. With top-class quality, the products have been appraised as "Name Brand Product of Ningbo City and Zhejiang Province", "Recommended Product for Engineering and Construction", "one of the National Top 10 Brands in Quality of Copper Tube", etc.

Adhere to the management idea of "Culture Guide, Policies Guarantee, Standard Operation", the company took the lead through ISO9001,ISO14001,ISO10012,ISO17025,0HSAS18001,ASTM、UPC、NSF、TUV and JIS system certification in the copper processing industry. With top-notch process, first-class equipment, and top talents, Jintian Copper Tube Company will provide you with the best services through continuous product structure adjustment, product quality improvement and international-oriented consciousness. Jintian Copper Tube Company will develop into a world famous brand and become your reliable partner.





# GLOBAL MANUFACTURING BASE OF PRECISE COPPER TUBE



## COPPER FITTINGS ESTABLISHED IN 2003

We specialize in the development and production of copper fittings for plumbing, HVAC, ACR and etc.





# PRODUCTION STRENGTH

Advanced production technology,  
first-class production equipments







INCH SOLDER JOINT COPPER FITTING - PRESSURE (ASME B 16.22)

INCH SOLDER JOINT COPPER FITTING - PRESSURE (ASME B 16.22)

**90° Elbow Short Radius CxC**



JT No.	Nominal Size	Actual Size inch	Inner QTY	Master Carton
J9004	1/4"	3/8"	25	1800
	3/8"	1/2"	100	1500
	1/2"	5/8"	50	800
	5/8"	3/4"	50	400
	3/4"	7/8"	20	300
	1"	1 1/8"	10	100
	1 1/4"	1 3/8"	10	80
	1 1/2"	1 5/8"	5	50
	2"	2 1/8"	2	24
	2 1/2"	2 5/8"	1	16
	3"	3 1/8"	1	8
	4"	4 1/8"	-	-

**90° Reducing Elbow CxC**



JT No.	Nominal Size	Actual Size inch	Inner QTY	Master Carton
J9006	3/8" x 1/4"	1/2" x 3/8"	50	800
	1/2" x 1/4"	5/8" x 3/8"	50	400
	1/2" x 3/8"	5/8" x 1/2"	50	400
	3/4" x 1/2"	7/8" x 5/8"	25	200
	1" x 1/2"	1 1/8" x 5/8"	25	200
	1" x 3/4"	1 1/8" x 7/8"	20	200
	1 1/4" x 3/4"	1 3/8" x 7/8"	20	200
	1 1/4" x 1"	1 3/8" x 1 3/8"	5	50
	1 1/2" x 1 1/4"	1 5/8" x 1 3/8"	5	50
	2" x 1 1/2"	2 1/8" x 1 5/8"	5	50
	2 1/2" x 2 1/8"	2 5/8" x 2 1/8"	2	24

**90° Elbow Short Radius- Street FTGxC**



JT No.	Nominal Size	Actual Size inch	Inner QTY	Master Carton
J9005	1/4"	3/8"	100	3000
	3/8"	1/2"	100	1500
	1/2"	5/8"	50	800
	5/8"	3/4"	25	400
	3/4"	7/8"	20	300
	1"	1 1/8"	10	160
	1 1/4"	1 3/8"	10	80
	1 1/2"	1 5/8"	5	50
	2"	2 1/8"	2	24
	2 1/2"	2 5/8"	1	16

**90° Elbow Long Radius CxC**



JT No.	Nominal Size	Actual Size inch	Inner QTY	Master Carton
J9014	1/4"	3/8"	100	1500
	3/8"	1/2"	100	1000
	1/2"	5/8"	50	500
	5/8"	3/4"	25	300
	3/4"	7/8"	20	200
	1"	1 1/8"	10	80
	1 1/4"	1 3/8"	10	80
	1 1/2"	1 5/8"	5	30
	2"	2 1/8"	2	14
	2 1/2"	2 5/8"	1	16

**90° Elbow Long Radius- Street FTGxC**



JT No.	Nominal Size	Actual Size inch	Inner QTY	Master Carton
J9019	1/4"	3/8"	100	1500
	3/8"	1/2"	100	1000
	1/2"	5/8"	50	500
	5/8"	3/4"	25	300
	3/4"	7/8"	20	200
	1"	1 1/8"	10	80
	1 1/4"	1 3/8"	10	80
	1 1/2"	1 5/8"	5	30
	2"	2 1/8"	2	14
	2 1/2"	2 5/8"	-	-
	3"	3 1/8"	-	-
	4"	4 1/8"	-	-

**45° Elbow CxC**



JT No.	Nominal Size	Actual Size inch	Inner QTY	Master Carton
J9007	1/4"	3/8"	100	2000
	3/8"	1/2"	100	1500
	1/2"	5/8"	100	800
	5/8"	3/4"	50	400
	3/4"	7/8"	25	250
	1"	1 1/8"	10	100
	1 1/4"	1 3/8"	10	80
	1 1/2"	1 5/8"	10	50
	2"	2 1/8"	2	24
	2 1/2"	2 5/8"	-	-
	3"	3 1/8"	-	-
	4"	4 1/8"	-	-

**45° Elbow - Street FTGxC**



JT No.	Nominal Size	Actual Size inch	Inner QTY	Master Carton
J9008	1/4"	3/8"	100	2000
	3/8"	1/2"	100	1500
	1/2"	5/8"	100	800
	5/8"	3/4"	50	400
	3/4"	7/8"	25	250
	1"	1 1/8"	10	100
	1 1/4"	1 3/8"	10	80
	1 1/2"	1 5/8"	10	50
	2"	2 1/8"	2	24
	2 1/2"	2 5/8"	-	-
	3"	3 1/8"	-	-
	4"	4 1/8"	-	-

**Coupling - Rolled Stop CxC**



JT No.	Nominal Size	Actual Size inch	Inner QTY	Master Carton
J9001	1/4"	3/8"	100	2000
	3/8"	1/2"	50	1500
	1/2"	5/8"	50	1000
	5/8"	3/4"	25	500
	3/4"	7/8"	25	400
	1"	1 1/8"	10	200
	1 1/4"	1 3/8"	10	100
	1 1/2"	1 5/8"	10	80
	2"	2 1/8"	2	48
	2 1/2"	2 5/8"	-	-
	3"	3 1/8"	-	-
	4"	4 1/8"	-	-

**Coupling - No Stop**



JT No.	Nominal Size	Actual Size inch	Inner QTY	Master Carton
J9111	1/4"	3/8"	100	2000
	3/8"	1/2"	50	1500
	1/2"	5/8"	50	1000
	5/8"	3/4"	25	500
	3/4"	7/8"	25	400
	1"	1 1/8"	10	200
	1 1/4"	1 3/8"	10	100
	1 1/2"	1 5/8"	10	80
	2"	2 1/8"	2	48
	2 1/2"	2 5/8"	-	-
	3"	3 1/8"	-	-
	4"	4 1/8"	-	-

**Coupling - Dimpled Tube Stop**



JT No.	Nominal Size	Actual Size inch	Inner QTY	Master Carton
J9015	1/4"	3/8"	100	2000
	3/8"	1/2"	50	1500
	1/2"	5/8"	50	1000
	5/8"	3/4"	25	500
	3/4"	7/8"	25	400
	1"	1 1/8"	10	200
	1 1/4"	1 3/8"	10	100
	1 1/2"	1 5/8"	10	80
	2"	2 1/8"	2	48
	2 1/2"	2 5/8"	-	-
	3"	3 1/8"	-	-
	4"	4 1/8"	-	-



**Adapter - Female CxFT**



JT No.	Nominal.Size	Actual Size inch	Inner QTY	Master Carton
<b>J9012</b>	1/4"	3/8x1/4"	50	1600
	3/8"	1/2x3/8"	50	900
	1/2"	5/8x1/2"	50	500
	3/4"	7/8x3/4"	25	250
	1"	1 1/8x1"	25	150
	1 1/4"	1 3/8x1 1/4"	25	100
	1 1/2"	1 5/8x1 1/2"	10	80
	2"	2 1/8x2"	10	40
	2 1/2"	2 5/8x2 1/2"	-	-
	3"	3 1/8x3"	-	-
	4"	4 1/8x4"	-	-
	1/4" x 3/8"	3/8" x 3/8"	50	1000
	3/8" x 1/2"	1/2" x 1/2"	50	700
	3/8" x 1/4"	1/2" x 1/4"	50	1000
	1/2" x 3/4"	5/8" x 3/4"	25	250
	1/2" x 3/8"	5/8" x 3/8"	50	500
	1/2" x 1/4"	5/8" x 1/4"	50	500
	5/8" x 3/4"	3/4" x 3/4"	25	250
	5/8" x 1/2"	3/4" x 1/2"	25	250
	3/4" x 1"	7/8" x 1"	25	150
3/4" x 1/2"	7/8" x 1/2"	25	250	
1" x 1 1/4"	1 1/8" x 1 1/4"	25	100	
1" x 3/4"	1 1/8" x 3/4"	25	150	
1" x 1/2"	1 1/8" x 1/2"	25	150	
1 1/4" x 1 1/2"	1 3/8" x 1 1/2"	10	80	
1 1/4" x 1"	1 3/8" x 1"	25	100	
1 1/2" x 2"	1 5/8" x 2"	10	40	
1 1/2" x 1 1/4"	1 5/8" x 1 1/4"	10	80	
2 1/2" x 2"	2 5/8" x 2"	-	-	

**Cap**



JT No.	Nominal.Size	Actual Size inch	Inner QTY	Master Carton
<b>J9003</b>	1/4"	3/8"	50	-
	3/8"	1/2"	50	-
	1/2"	5/8"	20	2000
	5/8"	3/4"	25	1000
	3/4"	7/8"	25	750
	1"	1 1/8"	25	350
	1 1/4"	1 3/8"	10	250
	1 1/2"	1 5/8"	5	100
	2"	2 1/8"	2	50
	2 1/2"	2 5/8"	-	-
3"	3 1/8"	-	-	
4"	4 1/8"	-	-	

**Adapter - Male CxMPT**



JT No.	Nominal.Size	Actual Size inch	Inner QTY	Master Carton
<b>J9011</b>	1/4"	3/8x1/4"	50	1800
	3/8"	1/2x3/8"	50	1000
	1/2"	5/8x1/2"	50	500
	3/4"	7/8x3/4"	25	250
	1"	1 1/8x1"	25	150
	1 1/4"	1 3/8x1 1/4"	25	100
	1 1/2"	1 5/8x1 1/2"	10	80
	2"	2 1/8x2"	10	50
	2 1/2"	2 5/8x2 1/2"	-	-
	3"	3 1/8x3"	-	-
	4"	4 1/8x4"	-	-
	1/4" x 3/8"	3/8" x 3/8"	50	1000
	1/4" x 1/2"	3/8" x 1/2"	50	650
	3/8" x 1/4"	1/2" x 1/4"	50	1000
	3/8" x 1/2"	1/2" x 1/2"	50	700
	1/2" x 1/4"	5/8" x 1/4"	50	500
	1/2" x 3/8"	5/8" x 3/8"	50	500
	1/2" x 3/4"	5/8" x 3/4"	50	500
	1/2" x 1"	5/8" x 1"	50	500
	5/8" x 1/2"	3/4" x 1/2"	25	300
	5/8" x 3/4"	3/4" x 3/4"	25	300
	3/4" x 1/2"	7/8" x 1/2"	25	250
	3/4" x 1"	7/8" x 1"	25	250
	1" x 1/2"	1 1/8" x 1/2"	25	150
	1" x 3/4"	1 1/8" x 3/4"	25	150
	1" x 1 1/4"	1 1/8" x 1 1/4"	25	150
	1" x 1 1/2"	1 1/8" x 1 1/2"	25	150
	1 1/4" x 3/4"	1 3/8" x 3/4"	25	100
	1 1/4" x 1"	1 3/8" x 1"	25	100
	1 1/4" x 1 1/2"	1 3/8" x 1 1/2"	25	100
1 1/2" x 1"	1 5/8" x 1"	10	80	
1 1/2" x 1 1/4"	1 5/8" x 1 1/4"	10	80	
1 1/2" x 2"	1 5/8" x 2"	10	80	
2" x 1 1/4"	2 1/8" x 1 1/4"	10	50	
2" x 1 1/2"	2 1/8" x 1 1/2"	10	50	
2 1/2" x 1 1/2"	2 5/8" x 1 1/2"	-	-	
2 1/2" x 2"	2 5/8" x 2"	-	-	

**Adapter - Fitting FTGxMPT**



JT No.	Nominal.Size	Actual Size inch	Inner QTY	Master Carton
<b>J9023</b>	3/8"	1/2x3/8"	50	800
	1/2"	5/8x1/2"	50	500
	3/4"	7/8x3/4"	25	250
	1"	1 1/8x1"	25	150
	1 1/4"	1 3/8x1 1/4"	25	100
	1 1/2"	1 5/8x1 1/2"	10	80
	2"	2 1/8x2"	10	50
	2 1/2"	2 5/8x2 1/2"	-	-
	1/4" x 3/8"	3/8" x 3/8"	50	-
	1/2" x 3/8"	5/8" x 3/8"	50	-
3/4" x 1/2"	7/8" x 1/2"	25	-	
1" x 3/4"	1 1/8" x 3/4"	25	-	

**Adapter - Fitting FTGxFPT**



JT No.	Nominal.Size	Actual Size inch	Inner QTY	Master Carton
<b>J9022</b>	3/8"	1/2x3/8"	50	900
	1/2"	5/8x1/2"	50	500
	3/4"	7/8x3/4"	25	250
	1"	1 1/8x1"	25	150
	1 1/4"	1 3/8x1 1/4"	25	100
	1 1/2"	1 5/8x1 1/2"	10	80
	2"	2 1/8x2"	10	40
	2 1/2"	2 5/8x2 1/2"	-	-
	1/4" x 3/8"	3/8" x 3/8"	50	-
	3/8" x 1/4"	1/2" x 1/4"	50	-
	3/8" x 1/2"	1/2" x 1/2"	50	-
	1/2" x 3/8"	5/8" x 3/8"	50	500
	3/4" x 1/2"	7/8" x 1/2"	25	250
	1" x 3/4"	1 1/8" x 3/4"	25	150

**U-(Return) Bend CxC**



JT No.	Nominal.Size	Actual Size inch	Inner QTY	Master Carton
<b>J9201</b>	1/4"	3/8"	50	800
	3/8"	1/2"	25	500
	1/2"	5/8"	20	240
	5/8"	3/4"	10	120
	3/4"	7/8"	10	100
	1"	1 1/8"	5	50
1 1/4"	1 3/8"	1	20	
1 1/2"	1 5/8"	1	15	
2"	2 1/8"	1	10	

**Tee CxCxC**



JT No.	Nominal.Size	Actual Size inch	Inner QTY	Master Carton
<b>J9009</b>	1/4"	3/8"	50	2000
	3/8"	1/2"	50	800
	1/2"	5/8"	50	400
	5/8"	3/4"	25	300
	3/4"	7/8"	20	160
	1"	1 1/8"	10	80
	1 1/4"	1 3/8"	5	50
	1 1/2"	1 5/8"	5	30
	2"	2 1/8"	2	14
	2 1/2"	2 5/8"	-	-
	3"	3 1/8"	-	-
	4"	4 1/8"	-	-

**Copper Tube Strap- Two-hole**



JT No.	Nominal.Size	Actual Size inch	Inner QTY	Master Carton
<b>J9021</b>	3/8"	1/2"	100	2000
	1/2"	5/8"	50	2000
	5/8"	3/4"	50	1500
	3/4"	7/8"	25	1000
	1"	1 1/8"	-	-
	1 1/4"	1 3/8"	-	-
1 1/2"	1 5/8"	-	-	
2"	2 1/8"	-	-	

INGCH SOLDER JOINT COPPER FITTING - PRESSURE (ASME B 16.22)

INGCH SOLDER JOINT COPPER FITTING - PRESSURE (ASME B 16.22)





### P-Trap CxC



JT No.	Nominal Size	Actual Size inch	Inner QTY	Master Carton
J920	1/2"	5/8"	5	25
	5/8"	3/4"	2	22
	3/4"	7/8"	2	20
	1"	1 1/8"	2	16
	1 1/4"	1 3/8"	1	8
	1 1/2"	1 5/8"	1	3
	2"	2 1/8"	1	3

### Union CxC



JT No.	Nominal Size	Actual Size inch	Inner QTY	Master Carton
J921	3/8"	1/2"	-	-
	1/2"	5/8"	50	300
	3/4"	7/8"	25	125
	1"	1 1/8"	10	100
	1 1/4"	1 3/8"	5	50
	1 1/2"	1 5/8"	5	40
	2"	2 1/8"	1	20
	2 1/2"	2 5/8"	-	-
	3"	3 1/8"	-	-

### Tee Reducing CxCxC



JT No.	Nominal Size	Actual Size inch	Inner QTY	Master Carton
J9101	1/8"x1/8"x1/4"	1/4"x1/4"x3/8"	25	1300
	1/4"x1/4"x1/8"	3/8"x3/8"x1/4"	25	1300
	1/4"x1/4"x3/8"	3/8"x3/8"x1/2"	25	800
	1/4"x1/4"x1/2"	3/8"x3/8"x5/8"	25	500
	1/4"x1/8"x1/4"	3/8"x1/4"x3/8"	25	1500
	1/4"x1/8"x1/8"	3/8"x1/4"x1/4"	25	1500
	3/8"x3/8"x1/8"	1/2"x1/2"x1/4"	25	700
	3/8"x3/8"x1/4"	1/2"x1/2"x3/8"	25	800
	3/8"x3/8"x1/2"	1/2"x1/2"x5/8"	25	400
	3/8"x3/8"x3/4"	1/2"x1/2"x7/8"	25	350
	3/8"x1/8"x1/8"	1/2"x1/4"x1/4"	25	700
	3/8"x1/8"x1/4"	1/2"x1/4"x3/8"	25	700
	3/8"x1/8"x3/8"	1/2"x3/8"x1/2"	25	700
	3/8"x1/4"x1/8"	1/2"x3/8"x1/4"	25	700
	3/8"x1/4"x1/4"	1/2"x3/8"x3/8"	25	700
	3/8"x1/4"x3/8"	1/2"x3/8"x1/2"	25	550
	1/2"x1/2"x1/8"	5/8"x5/8"x1/4"	25	500
	1/2"x1/2"x1/4"	5/8"x5/8"x3/8"	25	500
	1/2"x1/2"x3/8"	5/8"x5/8"x1/2"	25	240
	1/2"x1/2"x5/8"	5/8"x5/8"x3/4"	-	-
	1/2"x1/2"x3/4"	5/8"x5/8"x7/8"	-	-
	1/2"x1/2"x1"	5/8"x5/8"x1 1/8"	-	-
	1/2"x1/4"x1/4"	5/8"x3/8"x3/8"	-	-
	1/2"x1/4"x3/8"	5/8"x3/8"x1/2"	-	-
	1/2"x1/4"x1/2"	5/8"x3/8"x5/8"	-	-
	1/2"x3/8"x1/4"	5/8"x1/2"x3/8"	-	-
	1/2"x3/8"x1/2"	5/8"x1/2"x5/8"	-	-
	5/8"x5/8"x1/4"	3/4"x3/4"x3/8"	-	-
	5/8"x5/8"x3/8"	3/4"x3/4"x1/2"	-	-
	5/8"x5/8"x1/2"	3/4"x3/4"x5/8"	-	-
	5/8"x5/8"x3/4"	3/4"x3/4"x7/8"	-	-
	5/8"x5/8"x1"	3/4"x3/4"x1 1/8"	-	-
	5/8"x3/8"x3/8"	3/4"x1/2"x1/2"	-	-
	5/8"x3/8"x1/2"	3/4"x1/2"x5/8"	-	-
	5/8"x3/8"x5/8"	3/4"x1/2"x3/4"	-	-
	5/8"x1/2"x3/8"	3/4"x5/8"x1/2"	-	-
	5/8"x1/2"x1/2"	3/4"x5/8"x5/8"	-	-
	5/8"x1/2"x5/8"	3/4"x5/8"x3/4"	-	-
	3/4"x3/4"x1/8"	7/8"x7/8"x1/4"	-	-
	3/4"x3/4"x1/4"	7/8"x7/8"x3/8"	-	-
	3/4"x3/4"x3/8"	7/8"x7/8"x1/2"	-	-
	3/4"x3/4"x1/2"	7/8"x7/8"x5/8"	-	-
	3/4"x3/4"x5/8"	7/8"x7/8"x3/4"	-	-
	3/4"x3/4"x1"	7/8"x7/8"x1 1/8"	-	-
	3/4"x3/8"x3/8"	7/8"x1/2"x1/2"	-	-
3/4"x3/8"x1/2"	7/8"x1/2"x5/8"	-	-	
3/4"x3/8"x3/4"	7/8"x1/2"x7/8"	-	-	
3/4"x1/2"x3/8"	7/8"x5/8"x1/2"	-	-	

JT No.	Nominal Size	Actual Size inch	Inner QTY	Master Carton
J9101	3/4"x1/2"x1/2"	7/8"x5/8"x5/8"	-	-
	3/4"x1/2"x3/4"	7/8"x5/8"x7/8"	-	-
	3/4"x5/8"x5/8"	7/8"x3/4"x3/4"	-	-
	3/4"x5/8"x3/4"	7/8"x3/4"x7/8"	-	-
	1"x1"x1/4"	1 1/8"x1 1/8"x3/8"	-	-
	1"x1"x3/8"	1 1/8"x1 1/8"x1/2"	-	-
	1"x1"x1/2"	1 1/8"x1 1/8"x5/8"	-	-
	1"x1"x5/8"	1 1/8"x1 1/8"x3/4"	-	-
	1"x1"x3/4"	1 1/8"x1 1/8"x7/8"	-	-
	1"x1"x1 1/4"	1 1/8"x1 1/8"x1 3/8"	-	-
	1"x1"x1 1/2"	1 1/8"x1 1/8"x1 5/8"	-	-
	1"x3/4"x1"	1 1/8"x7/8"x1 1/8"	-	-
	1"x3/4"x3/4"	1 1/8"x7/8"x7/8"	-	-
	1"x3/4"x5/8"	1 1/8"x7/8"x3/4"	-	-
	1"x3/4"x1/2"	1 1/8"x7/8"x5/8"	-	-
	1"x3/4"x3/8"	1 1/8"x7/8"x1/2"	-	-
	1"x5/8"x1"	1 1/8"x3/4"x1 1/8"	-	-
	1"x5/8"x5/8"	1 1/8"x3/4"x3/4"	-	-
	1"x1/2"x1"	1 1/8"x5/8"x1 1/8"	-	-
	1"x1/2"x3/4"	1 1/8"x5/8"x7/8"	-	-
	1"x1/2"x1/2"	1 1/8"x5/8"x5/8"	-	-
	1 1/4"x1 1/4"x3/8"	1 3/8"x1 3/8"x1/2"	-	-
	1 1/4"x1 1/4"x1/2"	1 3/8"x1 3/8"x5/8"	-	-
	1 1/4"x1 1/4"x5/8"	1 3/8"x1 3/8"x3/4"	-	-
	1 1/4"x1 1/4"x3/4"	1 3/8"x1 3/8"x7/8"	-	-
	1 1/4"x1 1/4"x1"	1 3/8"x1 3/8"x1 1/8"	-	-
	1 1/4"x1 1/4"x5/8"	1 3/8"x1 3/8"x3/4"	-	-
	1 1/4"x1 1/4"x1 1/2"	1 3/8"x1 3/8"x1 5/8"	-	-
	1 1/4"x1 1/4"x2"	1 3/8"x1 3/8"x2 1/8"	-	-
	1 1/4"x1/2"x1/2"	1 3/8"x5/8"x5/8"	-	-
	1 1/4"x1/2"x3/4"	1 3/8"x5/8"x7/8"	-	-
	1 1/4"x1/2"x1"	1 3/8"x5/8"x1 1/8"	-	-
	1 1/4"x1/2"x1 1/4"	1 3/8"x5/8"x1 3/8"	-	-
	1 1/4"x3/4"x1/2"	1 3/8"x7/8"x5/8"	-	-
	1 1/4"x3/4"x3/4"	1 3/8"x7/8"x7/8"	-	-
	1 1/4"x3/4"x1"	1 3/8"x7/8"x1 1/8"	-	-
	1 1/4"x3/4"x1 1/4"	1 3/8"x7/8"x1 3/8"	-	-
	1 1/4"x1"x1/2"	1 3/8"x1 1/8"x5/8"	-	-
	1 1/4"x1"x3/4"	1 3/8"x1 1/8"x7/8"	-	-
	1 1/4"x1"x1"	1 3/8"x1 1/8"x1 1/8"	-	-
	1 1/4"x1"x1 1/4"	1 3/8"x1 1/8"x1 3/8"	-	-
	1 1/2"x1 1/2"x1/2"	1 5/8"x1 5/8"x5/8"	-	-
	1 1/2"x1 1/2"x5/8"	1 5/8"x1 5/8"x3/4"	-	-
	1 1/2"x1 1/2"x3/4"	1 5/8"x1 5/8"x7/8"	-	-
	1 1/2"x1 1/2"x1"	1 5/8"x1 5/8"x1 1/8"	-	-
	1 1/2"x1 1/2"x1 1/4"	1 5/8"x1 5/8"x1 3/8"	-	-
	1 1/2"x1 1/2"x1 1/2"	1 5/8"x1 5/8"x1 5/8"	-	-
	1 1/2"x1 1/2"x2"	1 5/8"x1 5/8"x2 1/8"	-	-
	1 1/2"x1 1/2"x2 1/2"	1 5/8"x1 5/8"x2 5/8"	-	-
	1 1/2"x1 1/2"x3"	1 5/8"x1 5/8"x3 1/8"	-	-
	1 1/2"x1 1/2"x3 1/2"	1 5/8"x1 5/8"x3 5/8"	-	-
	1 1/2"x1 1/2"x4"	1 5/8"x1 5/8"x4 1/8"	-	-
	1 1/2"x1 1/2"x4 1/2"	1 5/8"x1 5/8"x4 5/8"	-	-
	1 1/2"x1 1/2"x5"	1 5/8"x1 5/8"x5 1/8"	-	-
	1 1/2"x1 1/2"x5 1/2"	1 5/8"x1 5/8"x5 5/8"	-	-
	1 1/2"x1 1/2"x6"	1 5/8"x1 5/8"x6 1/8"	-	-
	1 1/2"x1 1/2"x6 1/2"	1 5/8"x1 5/8"x6 5/8"	-	-
	1 1/2"x1 1/2"x7"	1 5/8"x1 5/8"x7 1/8"	-	-
	1 1/2"x1 1/2"x7 1/2"	1 5/8"x1 5/8"x7 5/8"	-	-
	1 1/2"x1 1/2"x8"	1 5/8"x1 5/8"x8 1/8"	-	-
	1 1/2"x1 1/2"x8 1/2"	1 5/8"x1 5/8"x8 5/8"	-	-
	1 1/2"x1 1/2"x9"	1 5/8"x1 5/8"x9 1/8"	-	-
	1 1/2"x1 1/2"x9 1/2"	1 5/8"x1 5/8"x9 5/8"	-	-
	1 1/2"x1 1/2"x10"	1 5/8"x1 5/8"x10 1/8"	-	-
	1 1/2"x1 1/2"x10 1/2"	1 5/8"x1 5/8"x10 5/8"	-	-
1 1/2"x1 1/2"x11"	1 5/8"x1 5/8"x11 1/8"	-	-	
1 1/2"x1 1/2"x11 1/2"	1 5/8"x1 5/8"x11 5/8"	-	-	
1 1/2"x1 1/2"x12"	1 5/8"x1 5/8"x12 1/8"	-	-	
1 1/2"x1 1/2"x12 1/2"	1 5/8"x1 5/8"x12 5/8"	-	-	
1 1/2"x1 1/2"x13"	1 5/8"x1 5/8"x13 1/8"	-	-	
1 1/2"x1 1/2"x13 1/2"	1 5/8"x1 5/8"x13 5/8"	-	-	
1 1/2"x1 1/2"x14"	1 5/8"x1 5/8"x14 1/8"	-	-	
1 1/2"x1 1/2"x14 1/2"	1 5/8"x1 5/8"x14 5/8"	-	-	
1 1/2"x1 1/2"x15"	1 5/8"x1 5/8"x15 1/8"	-	-	
1 1/2"x1 1/2"x15 1/2"	1 5/8"x1 5/8"x15 5/8"	-	-	
1 1/2"x1 1/2"x16"	1 5/8"x1 5/8"x16 1/8"	-	-	
1 1/2"x1 1/2"x16 1/2"	1 5/8"x1 5/8"x16 5/8"	-	-	
1 1/2"x1 1/2"x17"	1 5/8"x1 5/8"x17 1/8"	-	-	
1 1/2"x1 1/2"x17 1/2"	1 5/8"x1 5/8"x17 5/8"	-	-	
1 1/2"x1 1/2"x18"	1 5/8"x1 5/8"x18 1/8"	-	-	
1 1/2"x1 1/2"x18 1/2"	1 5/8"x1 5/8"x18 5/8"	-	-	
1 1/2"x1 1/2"x19"	1 5/8"x1 5/8"x19 1/8"	-	-	
1 1/2"x1 1/2"x19 1/2"	1 5/8"x1 5/8"x19 5/8"	-	-	
1 1/2"x1 1/2"x20"	1 5/8"x1 5/8"x20 1/8"	-	-	
1 1/2"x1 1/2"x20 1/2"	1 5/8"x1 5/8"x20 5/8"	-	-	
1 1/2"x1 1/2"x21"	1 5/8"x1 5/8"x21 1/8"	-	-	
1 1/2"x1 1/2"x21 1/2"	1 5/8"x1 5/8"x21 5/8"	-	-	
1 1/2"x1 1/2"x22"	1 5/8"x1 5/8"x22 1/8"	-	-	
1 1/2"x1 1/2"x22 1/2"	1 5/8"x1 5/8"x22 5/8"	-	-	
1 1/2"x1 1/2"x23"	1 5/8"x1 5/8"x23 1/8"	-	-	
1 1/2"x1 1/2"x23 1/2"	1 5/8"x1 5/8"x23 5/8"	-	-	
1 1/2"x1 1/2"x24"	1 5/8"x1 5/8"x24 1/8"	-	-	
1 1/2"x1 1/2"x24 1/2"	1 5/8"x1 5/8"x24 5/8"	-	-	
1 1/2"x1 1/2"x25"	1 5/8"x1 5/8"x25 1/8"	-	-	
1 1/2"x1 1/2"x25 1/2"	1 5/8"x1 5/8"x25 5/8"	-	-	
1 1/2"x1 1/2"x26"	1 5/8"x1 5/8"x26 1/8"	-	-	
1 1/2"x1 1/2"x26 1/2"	1 5/8"x1 5/8"x26 5/8"	-	-	
1 1/2"x1 1/2"x27"	1 5/8"x1 5/8"x27 1/8"	-	-	
1 1/2"x1 1/2"x27 1/2"	1 5/8"x1 5/8"x27 5/8"	-	-	
1 1/2"x1 1/2"x28"	1 5/8"x1 5/8"x28 1/8"	-	-	
1 1/2"x1 1/2"x28 1/2"	1 5/8"x1 5/8"x28 5/8"	-	-	
1 1/2"x1 1/2"x29"	1 5/8"x1 5/8"x29 1/8"	-	-	
1 1/2"x1 1/2"x29 1/2"	1 5/8"x1 5/8"x29 5/8"	-	-	
1 1/2"x1 1/2"x30"	1 5/8"x1 5/8"x30 1/8"	-	-	
1 1/2"x1 1/2"x30 1/2"	1 5/8"x1 5/8"x30 5/8"	-	-	
1 1/2"x1 1/2"x31"	1 5/8"x1 5/8"x31 1/8"	-	-	
1 1/2"x1 1/2"x31 1/2"	1 5/8"x1 5/8"x31 5/8"	-	-	
1 1/2"x1 1/2"x32"	1 5/8"x1 5/8"x32 1/8"	-	-	
1 1/2"x1 1/2"x32 1/2"	1 5/8"x1 5/8"x32 5/8"	-	-	
1 1/2"x1 1/2"x33"	1 5/8"x1 5/8"x33 1/8"	-	-	
1 1/2"x1 1/2"x33 1/2"	1 5/8"x1 5/8"x33 5/8"	-	-	
1 1/2"x1 1/2"x34"	1 5/8"x1 5/8"x34 1/8"	-	-	
1 1/2"x1 1/2"x34 1/2"	1 5/8"x1 5/8"x34 5/8"	-	-	
1 1/2"x1 1/2"x35"	1 5/8"x1 5/8"x35 1/8"	-	-	
1 1/2"x1 1/2"x35 1/2"	1 5/8"x1 5/8"x35 5/8"	-	-	
1 1/2"x1 1/2"x36"	1 5/8"x1 5/8"x36 1/8"	-	-	
1 1/2"x1 1/2"x36 1/2"	1 5/8"x1 5/8"x36 5/8"	-	-	
1 1/2"x1 1/2"x37"	1 5/8"x1 5/8"x37 1/8"	-	-	
1 1/2"x1 1/2"x37 1/2"	1 5/8"x1 5/8"x37 5/8"	-	-	
1 1/2"x1 1/2"x38"	1 5/8"x1 5/8"x38 1/8"	-	-	
1 1/2"x1 1/2"x38 1/2"	1 5/8"x1 5/8"x38 5/8"	-	-	
1 1/2"x1 1/2"x39"	1 5/8"x1 5/8"x39 1/8"	-	-	
1 1/2"x1 1/2"x39 1/2"	1 5/8"x1 5/8"x39 5/8"	-	-	
1 1/2"x1 1/2"x40"	1 5/8"x1 5/8"x40 1/8"	-	-	
1 1/2"x1 1/2"x40 1/2"	1 5/8"x1 5/8"x40 5/8"	-	-	
1 1/2"x1 1/2"x41"	1 5/8"x1 5/8"x41 1/8"	-	-	
1 1/2"x1 1/2"x41 1/2"	1 5/8"x1 5/8"x41 5/8"	-	-	
1 1/2"x1 1/2"x42"	1 5/8"x1 5/8"x42 1/8"	-	-	
1 1/2"x1 1/2"x42 1/2"	1 5/8"x1 5/8"x42 5/8"	-	-	
1 1/2"x1 1/2"x43"	1 5/8"x1 5/8"x43 1/8"	-	-	
1 1/2"x1 1/2"x43 1/2"	1 5/8"x1 5/8"x43 5/8"	-	-	
1 1/2"x1 1/2"x44"	1 5/8"x1 5/8"x44 1/8"	-	-	
1 1/2"x1 1/2"x44 1/2"	1 5/8"x1 5/8"x44 5/8"	-	-	
1 1/2"x1 1/2"x45"	1 5/8"x1 5/8"x45 1/8"	-		





### Male Sweat Elbow Adapter



JT No.	Nominal.Size	Actual Size inch	Inner QTY	Master Carton
J9102	3/8x1/2"	1/2x1/2"	-	-
	1/2x1/2"	5/8x1/2"	-	-
	1/2x3/4"	5/8x3/4"	-	-
	3/4x3/4"	7/8x3/4"	-	-

### Female Sweat Elbow Adapter



JT No.	Nominal.Size	Actual Size inch	Inner QTY	Master Carton
J9105	3/8x1/2"	1/2x1/2"	-	-
	1/2x1/2"	5/8x1/2"	-	-
	1/2x3/4"	5/8x3/4"	-	-
	3/4x3/4"	7/8x3/4"	-	-

### Female Sweat Copper Straight Adapters



JT No.	Nominal.Size	Actual Size inch	Inner QTY	Master Carton
J9103	3/8x1/2"	1/2x1/2"	-	-
	1/2x1/2"	5/8x1/2"	-	-
	1/2x3/4"	5/8x3/4"	-	-
	3/4x3/4"	7/8x3/4"	-	-
	1x3/4"	1 1/8x3/4"	-	-
	3/4x1"	7/8x1"	-	-
	1x1"	1 1/8x1"	-	-
	1x1 1/2"	1 5/8x1 1/2"	-	-

### Male Sweat Copper Straight Adapters



JT No.	Nominal.Size	Actual Size inch	Inner QTY	Master Carton
J9104	3/8x1/2"	1/2x1/2"	-	-
	1/2x1/2"	5/8x1/2"	-	-
	1/2x3/4"	5/8x3/4"	-	-
	3/4x3/4"	7/8x3/4"	-	-
	1x3/4"	1 1/8x3/4"	-	-
	3/4x1"	7/8x1"	-	-
	1x1"	1 1/8x1"	-	-
	1x1 1/2"	1 5/8x1 1/2"	-	-

### Copper Crimp ring



JT No.	Nominal.Size	Actual Size inch	Inner QTY	Master Carton
J9100	3/8"	1/2"	-	-
	1/2"	5/8"	-	-
	3/4"	7/8"	-	-
	1"	1 1/8"	-	-
	1 1/4"	1 3/8"	-	-
	1 1/2"	1 5/8"	-	-

### Coupling - Reducing CxC



JT No.	Nominal.Size	Actual Size inch	Inner QTY	Master Carton
J9002	1/4"x1/8"	3/8"x1/4"	25	2500
	3/8"x1/8"	1/2"x1/4"	25	1500
	3/8"x1/4"	1/2"x3/8"	25	1500
	1/2"x1/8"	5/8"x1/4"	25	1300
	1/2"x1/4"	5/8"x3/8"	25	1100
	1/2"x3/8"	5/8"x1/2"	25	1000
	5/8"x1/4"	3/4"x3/8"	25	600
	5/8"x3/8"	3/4"x1/2"	25	600
	5/8"x1/2"	3/4"x5/8"	25	600
	3/4"x1/4"	7/8"x3/8"	25	500
	3/4"x3/8"	7/8"x1/2"	50	500
	3/4"x1/2"	7/8"x5/8"	50	500
	3/4"x5/8"	7/8"x3/4"	-	-
	1"x3/8"	1 1/8"x1/2"	-	-
	1"x1/2"	1 1/8"x5/8"	-	-
	1"x5/8"	1 1/8"x3/4"	-	-
	1"x3/4"	1 1/8"x7/8"	-	-
	1 1/4"x1/2"	1 3/8"x5/8"	10	200
	1 1/4"x5/8"	1 3/8"x3/4"	10	200
	1 1/4"x3/4"	1 3/8"x7/8"	10	200
	1 1/4"x1"	1 3/8"x1 1/8"	10	200
	1 1/2"x1/2"	1 5/8"x5/8"	10	100
	1 1/2"x5/8"	1 5/8"x3/4"	10	100
	1 1/2"x3/4"	1 5/8"x7/8"	10	100
	1 1/2"x1"	1 5/8"x1 1/8"	10	100
	1 1/2"x1 1/4"	1 5/8"x1 3/8"	10	100
	2"x1/2"	2 1/8"x5/8"	10	60
	2"x5/8"	2 1/8"x3/4"	10	60
	2"x3/4"	2 1/8"x7/8"	10	60
	2"x1"	2 1/8"x1 1/8"	10	60
	2"x1 1/4"	2 1/8"x1 3/8"	10	50
	2"x1 1/2"	2 1/8"x1 5/8"	10	50
	2 1/2"x1/2"	2 5/8"x5/8"	-	-
	2 1/2"x5/8"	2 5/8"x3/4"	-	-
	2 1/2"x3/4"	2 5/8"x7/8"	-	-
	2 1/2"x1"	2 5/8"x1 1/8"	-	-
	2 1/2"x1 1/4"	2 5/8"x1 3/8"	-	-
	2 1/2"x1 1/2"	2 5/8"x1 5/8"	-	-
	2 1/2"x2"	2 5/8"x2 1/8"	-	-
	3"x1/2"	3 1/8"x5/8"	-	-
	3"x5/8"	3 1/8"x3/4"	-	-
	3"x3/4"	3 1/8"x7/8"	-	-
	3"x1"	3 1/8"x1 1/8"	-	-
	3"x1 1/4"	3 1/8"x1 3/8"	-	-
	3"x1 1/2"	3 1/8"x1 5/8"	-	-
	3"x2"	3 1/8"x2 1/8"	-	-
	3"x2 1/2"	3 1/8"x2 5/8"	-	-
	4"x1/2"	4 1/8"x5/8"	-	-
4"x5/8"	4 1/8"x3/4"	-	-	
4"x3/4"	4 1/8"x7/8"	-	-	
4"x1"	4 1/8"x1 1/8"	-	-	
4"x1 1/4"	4 1/8"x1 3/8"	-	-	
4"x1 1/2"	4 1/8"x1 5/8"	-	-	
4"x2"	4 1/8"x2 1/8"	-	-	
4"x2 1/2"	4 1/8"x2 5/8"	-	-	
4"x3"	4 1/8"x3 1/8"	-	-	

### Fitting Reducer FTGxC



JT No.	Nominal.Size	Actual Size inch	Inner QTY	Master Carton
J9010	1/4"x1/8"	3/8"x1/4"	25	2500
	3/8"x1/8"	1/2"x1/4"	25	2000
	3/8"x1/4"	1/2"x3/8"	25	2500
	1/2"x1/8"	5/8"x1/4"	25	1000
	1/2"x1/4"	5/8"x3/8"	25	1000
	1/2"x3/8"	5/8"x1/2"	25	1000
	5/8"x1/4"	3/4"x3/8"	25	800
	5/8"x3/8"	3/4"x1/2"	25	700
	5/8"x1/2"	3/4"x5/8"	25	600
	3/4"x1/4"	7/8"x3/8"	25	500
	3/4"x3/8"	7/8"x1/2"	50	500
	3/4"x1/2"	7/8"x5/8"	50	500
	3/4"x5/8"	7/8"x3/4"	50	500
	1"x3/8"	1 1/8"x1/2"	25	250
	1"x1/2"	1 1/8"x5/8"	25	250
	1"x5/8"	1 1/8"x3/4"	25	250
	1"x3/4"	1 1/8"x7/8"	25	200
	1 1/4"x1/2"	1 3/8"x5/8"	10	200
	1 1/4"x5/8"	1 3/8"x3/4"	10	200
	1 1/4"x3/4"	1 3/8"x7/8"	10	200
	1 1/4"x1"	1 3/8"x1 1/8"	10	200
	1 1/2"x1/2"	1 5/8"x5/8"	10	100
	1 1/2"x5/8"	1 5/8"x3/4"	10	100
	1 1/2"x3/4"	1 5/8"x7/8"	10	100
	1 1/2"x1"	1 5/8"x1 1/8"	10	100
	1 1/2"x1 1/4"	1 5/8"x1 3/8"	10	100
	2"x1/2"	2 1/8"x5/8"	10	60
	2"x5/8"	2 1/8"x3/4"	10	60
	2"x3/4"	2 1/8"x7/8"	10	60
	2"x1"	2 1/8"x1 1/8"	10	50
	2"x1 1/4"	2 1/8"x1 3/8"	10	50
	2"x1 1/2"	2 1/8"x1 5/8"	10	50
	2 1/2"x1/2"	2 5/8"x5/8"	-	-
	2 1/2"x5/8"	2 5/8"x3/4"	-	-
	2 1/2"x3/4"	2 5/8"x7/8"	-	-
	2 1/2"x1"	2 5/8"x1 1/8"	-	-
	2 1/2"x1 1/4"	2 5/8"x1 3/8"	-	-
	2 1/2"x1 1/2"	2 5/8"x1 5/8"	-	-
	2 1/2"x2"	2 5/8"x2 1/8"	-	-
	3"x1/2"	3 1/8"x5/8"	-	-
	3"x3/4"	3 1/8"x7/8"	-	-
	3"x1"	3 1/8"x1 1/8"	-	-
	3"x1 1/4"	3 1/8"x1 3/8"	-	-
	3"x1 1/2"	3 1/8"x1 5/8"	-	-
	3"x2"	3 1/8"x2 1/8"	-	-
	3"x2 1/2"	3 1/8"x2 5/8"	-	-
	4"x1/2"	4 1/8"x5/8"	-	-
	4"x5/8"	4 1/8"x3/4"	-	-
4"x3/4"	4 1/8"x7/8"	-	-	
4"x1"	4 1/8"x1 1/8"	-	-	
4"x1 1/4"	4 1/8"x1 3/8"	-	-	
4"x1 1/2"	4 1/8"x1 5/8"	-	-	
4"x2"	4 1/8"x2 1/8"	-	-	
4"x2 1/2"	4 1/8"x2 5/8"	-	-	
4"x3"	4 1/8"x3 1/8"	-	-	





**Elbow 90° C°C**



Item No.	Size mm	Inner QTY	Master Carton
5090	6	100	2500
	8	100	2000
	10	100	1800
	12	100	1500
	14	100	1200
	15	50	1000
	16	100	800
	18	50	500
	22	25	250
	28	25	150
	35	10	80
	42	10	40
	54	2	20
	64	-	-
	67	-	-
	76	-	-
80	-	-	
89	-	-	
108	-	-	

**Street Elbow 90° FTG°C**



Item No.	Size mm	Inner QTY	Master Carton
5092	6	100	2500
	8	100	2000
	10	100	1800
	12	100	1500
	14	100	1200
	15	50	1000
	16	100	800
	18	50	500
	22	25	250
	28	25	150
	35	10	80
	42	10	40
	54	2	20
	64	-	-
	67	-	-
	76	-	-
80	-	-	
89	-	-	
108	-	-	

**Obtuse Elbow 45° C°C**



Item No.	Size mm	Inner QTY	Master Carton
5041	6	100	2500
	8	100	2000
	10	100	1800
	12	100	1500
	14	100	1200
	15	50	1000
	16	50	800
	18	50	500
	22	25	250
	28	25	200
	35	10	80
	42	10	40
	54	2	20
	64	-	-
	67	-	-
	76	-	-
80	-	-	
89	-	-	
108	-	-	

**Obtuse Street Elbow 45° FTG°C**



Item No.	Size mm	Inner QTY	Master Carton
5040	6	100	2500
	8	100	2000
	10	100	1800
	12	100	1500
	14	100	1200
	15	50	1000
	16	50	800
	18	50	500
	22	25	250
	28	25	200
	35	10	80
	42	10	40
	54	2	20
	64	-	-
	67	-	-
	76	-	-
80	-	-	
89	-	-	
108	-	-	

**Reducer Coupler CxC**



Item No.	Size mm	Inner QTY	Master Carton
5240	10X6	100	3000
	10X8	100	3000
	12X8	100	2400
	12X10	100	2400
	14X10	50	2000
	14X12	50	2000
	15X8	50	1500
	15X10	50	1500
	15X12	50	1400
	15X14	50	1400
	16X10	50	1200
	16X12	50	1200
	16X14	50	1200
	16X15	50	1200
	18X10	50	1000
	18X12	50	1000
	18X14	50	1000
	18X15	50	1000
	18X16	50	1000
	22X10	50	500
	22X12	50	500
	22X14	50	500
	22X15	50	500
	22X16	50	500
	22X18	50	500
	28X10	25	250
	28X12	25	250
	28X14	25	250
	28X15	25	250
	28X16	25	250
	28X18	25	250
	28X22	25	250
	35X12	10	200
	35X15	10	200
	35X18	10	200
	35X22	10	200
	35X28	10	200
	42X15	10	130
	42X18	10	130
	42X22	10	130
42X28	10	130	
42X35	10	130	
54X15	10	50	
54X22	10	50	
54X28	10	50	
54X35	10	50	
54X42	10	50	
64X35	-	-	
64X42	-	-	
64X54	-	-	
67X42	-	-	
67X54	-	-	
76X35	-	-	
76X42	-	-	
76X54	-	-	
76X64	-	-	
80X54	-	-	
80X64	-	-	
89X54	-	-	
89X64	-	-	
89X76	-	-	
108X35	-	-	
108X54	-	-	
108X64	-	-	
108X76	-	-	
108X89	-	-	

**Fitting Reducer CxFTG**



Item No.	Size mm	Inner QTY	Master Carton
5243	8X6	100	3000
	10X6	100	3000
	10X8	100	3000
	12X8	100	2400
	12X10	100	2400
	14X10	50	2000
	14X12	50	2000
	15X8	50	1500
	15X10	50	1500
	15X12	50	1400
	15X14	50	1400
	16X10	50	1200
	16X12	50	1200
	16X14	50	1200
	16X15	50	1200
	18X10	50	1000
	18X12	50	1000
	18X14	50	1000
	18X15	50	1000
	18X16	50	1000
	22X10	50	500
	22X12	50	500
	22X14	50	500
	22X15	50	500
	22X16	50	500
	22X18	50	500
	28X10	25	250
	28X12	25	250
	28X14	25	250
	28X15	25	250
	28X16	25	250
	28X18	25	250
	28X22	25	250
	35X12	10	200
	35X15	10	200
	35X18	10	200
	35X22	10	200
	35X28	10	200
	42X15	10	130
	42X18	10	130
42X22	10	130	
42X28	10	130	
42X35	10	130	
54X15	10	50	
54X22	10	50	
54X28	10	50	
54X35	10	50	
54X42	10	50	
64X35	-	-	
64X42	-	-	
64X54	-	-	
67X35	-	-	
67X42	-	-	
67X54	-	-	
76X35	-	-	
76X42	-	-	
76X54	-	-	
76X64	-	-	
80X54	-	-	
80X64	-	-	
89X54	-	-	
89X64	-	-	
89X76	-	-	
108X54	-	-	
108X67	-	-	
108X67	-	-	
108X89	-	-	





### Straight Coupler



Item No.	Size mm	Inner QTY	Master Carton
5270	6	100	3500
	8	100	3500
	10	100	3500
	12	50	1500
	14	50	1000
	15	50	1000
	16	25	500
	18	25	500
	22	25	500
	28	10	200
	35	10	100
	42	10	80
	54	2	48
	64	1	30
	67	1	24
	76	1	12
80	1	10	
89	1	6	
108	1	3	

### Slip Coupler



Item No.	Size mm	Inner QTY	Master Carton
5271	6	100	3500
	8	100	3500
	10	100	3500
	12	50	1500
	14	50	1000
	15	50	1000
	16	25	500
	18	25	500
	22	25	500
	28	10	200
	35	10	100
	42	10	80
	54	2	48
	64	1	30
	67	1	24
	76	1	12
80	1	10	
89	1	6	
108	1	3	

### 90° Bend (FTG x C)



Item No.	Size mm	Inner QTY	Master Carton
5001	6	100	2500
	8	100	200
	10	100	1800
	12	100	1200
	14	50	700
	15	50	650
	16	50	400
	18	25	350
	22	25	200
	28	10	100
	35	10	50
	42	5	30
	54	2	14
	64	1	8
	67	1	8
	76	1	5
80	1	5	
89	1	3	
108	1	3	

### 90° Bend (C x C)



Item No.	Size mm	Inner QTY	Master Carton
5002	6	100	2500
	8	100	200
	10	100	1800
	12	100	1200
	14	25	700
	15	25	650
	16	25	400
	18	25	350
	22	25	200
	28	10	100
	35	10	50
	42	5	30
	54	2	14
	64	1	8
	67	1	8
	76	1	5
80	1	5	
89	1	3	
108	1	3	

### Full Crossover



Item No.	Size mm	Inner QTY	Master Carton
5085	12	25	250
	14	20	200
	15	20	200
	16	10	180
	18	10	120
	22	10	80

### Equal tee



Item No.	Size mm	Inner QTY	Master Carton
5310	6	200	4000
	8	100	2500
	10	100	1000
	12	50	800
	14	50	500
	15	50	500
	16	25	400
	18	25	300
	20	25	200
	22	25	200
	28	20	100
	32	10	60
	35	10	50
	40	5	30
	42	5	30
	54	2	16
	64	1	12
	67	1	10
	76	1	5
	80	1	5
89	1	3	
108	1	1	

### Stop End



Item No.	Size mm	Inner QTY	Master Carton
5301	8	50	2000
	10	50	2000
	12	50	1500
	14	50	1500
	15	50	1500
	16	50	1500
	18	50	1300
	22	50	800
	28	25	350
	35	10	250
	42	5	150
	54	2	50
	64	2	40
	67	2	50
76	1	20	
80	1	20	
89	1	12	
108	1	10	

### Partial Crossover



Item No.	Size mm	Inner QTY	Master Carton
5086	12	25	250
	14	20	200
	15	20	200
	16	10	180
	18	10	120
	22	10	80

### Male Coupler



Item No.	Size mm	Inner QTY	Master Carton
52436	12 x 3/8"	25	1200
	12 x 1/2"	25	1200
	15 x 3/8"	25	800
	15 x 1/4"	25	750
	15 x 1/2"	25	700
	15 x 3/4"	25	300
	22 x 3/4"	25	300
	22 x 1"	10	200
	28 x 1"	10	200
	35 x 1-1/4"	10	100
	42 x 1-1/2"	10	80
	54 x 2"	10	50
67 x 2-1/2"	2	24	
76 x 3"	1	16	

### Female Coupler



Item No.	Size mm	Inner QTY	Master Carton
52706	12 x 3/8"	25	1200
	15 x 1/4"	25	850
	15 x 3/8"	25	700
	15 x 1/2"	25	600
	22 x 3/4"	10	300
	28 x 1"	10	150
	35 x 1-1/4"	10	100
	42 x 1-1/2"	10	80
54 x 2"	10	45	

### Imp Coupler



Item No.	Size mm	Inner QTY	Master Carton
5273	1/2"*15	100	1400
	3/4"*22	50	500
	1"*28	25	250
	1-1/4" x 35	10	130







### Reducing Tee CxC



Item No.	Size mm	Inner QTY	Master Carton
5310R	8x8x6	100	1500
	10x10x6	100	1000
	10x10x8	100	1000
	10x8x8	100	1000
	10x8x10	100	1000
	10x10x12	50	800
	10x10x15	50	800
	12x8x8	50	800
	12x10x8	50	800
	12x12x8	50	800
	12x8x10	50	800
	12x10x10	50	800
	12x12x10	50	800
	12x8x12	50	800
	12x10x12	50	800
	12x12x14	50	500
	12x12x15	50	500
	12x12x16	50	500
	12x12x18	50	500
	12x12x22	50	500
	14x10x10	50	500
	14x12x10	50	500
	14x14x10	50	500
	14x10x12	50	500
	14x12x12	50	500
	14x14x12	50	500
	14x10x14	50	500
	14x12x14	50	500
	14x12x16	50	500
	14x14x16	50	500
	14x12x18	50	500
	14x14x18	50	500
	14x14x22	50	500
15x10x8	50	700	
15x12x8	50	700	
15x15x8	50	700	
15x10x10	50	700	
15x12x10	50	700	
15x15x10	50	700	
15x10x12	50	700	
15x12x12	50	700	
15x15x12	50	700	
15x8x15	50	700	
15x10x15	50	700	
15x12x15	50	700	
15x18x15	50	700	
15x12x18	50	700	
15x15x18	50	700	

Item No.	Size mm	Inner QTY	Master Carton
5310R	15x15x22	25	300
	15x15x28	25	300
	16x16x10	50	500
	16x12x12	50	500
	16x14x12	50	500
	16x16x12	50	500
	16x12x14	50	500
	16x14x14	50	500
	16x16x14	25	400
	16x10x16	25	400
	16x12x16	25	400
	16x14x16	25	400
	16x14x18	25	300
	16x16x18	25	300
	16x16x22	25	300
	18x10x10	25	300
	18x12x10	25	300
	18x15x10	25	300
	18x18x10	25	300
	18x12x12	25	300
	18x14x12	25	300
	18x15x12	25	300
	18x16x12	25	300
	18x18x12	25	300
	18x12x14	25	300
	18x14x14	25	300
	18x16x14	25	300
	18x18x14	25	300
	18x12x15	25	300
	18x15x15	25	300
	18x18x15	25	300
	18x12x16	25	300
	18x14x16	25	300
	18x16x16	25	300
	18x18x16	25	300
	18x12x18	25	300
	18x14x18	25	300
	18x15x18	25	300
	18x16x18	25	300
	18x15x22	25	300
	18x18x22	25	300
	18x18x28	25	300
22x22x10	20	200	
22x12x12	20	200	
22x14x12	20	200	
22x15x12	20	200	
22x18x12	20	200	
22x22x12	20	200	
22x14x14	25	250	
22x16x14	25	250	
22x18x14	25	200	
22x22x14	25	200	
22x12x15	25	250	
22x15x15	25	250	
22x18x15	25	200	
22x22x15	25	200	
22x14x16	25	250	
22x16x16	25	250	
22x18x16	25	250	
22x22x16	25	200	

Item No.	Size mm	Inner QTY	Master Carton
5310R	22x12x18	25	200
	22x14x18	25	200
	22x15x18	25	200
	22x16x18	25	200
	22x18x18	25	200
	22x22x18	25	200
	22x10x22	25	250
	22x12x22	25	250
	22x14x22	25	250
	22x15x22	25	250
	22x16x22	25	250
	22x18x22	25	250
	22x15x28	10	100
	22x22x28	10	100
	22x22x35	10	80
	28x28x10	10	100
	28x12x12	20	160
	28x15x12	20	160
	28x18x12	10	120
	28x22x12	10	120
	28x28x12	10	100
	28x22x14	10	120
	28x28x14	10	100
	28x12x15	20	160
	28x15x15	20	160
	28x18x15	20	160
	28x22x15	10	120
	28x28x15	10	100
	28x15x16	20	160
	28x16x16	20	160
	28x18x16	20	160
	28x22x16	10	120
	28x28x16	10	100
	28x12x18	20	160
	28x15x18	20	160
	28x18x18	20	160
	28x22x18	10	100
	28x12x22	10	100
	28x15x22	10	100
	28x16x22	10	100
	28x18x22	10	100
	28x22x22	10	100
28x28x22	10	100	
28x12x28	10	150	
28x14x28	10	150	
28x15x28	10	150	
28x16x28	10	150	
28x18x28	10	100	
28x22x28	10	100	
28x22x35	10	60	
28x28x35	10	60	
28x28x42	10	60	
32x22x32	10	60	
32x28x32	10	60	
35x35x42	5	50	
35x35x12	5	50	
35x22x15	10	60	
35x28x15	10	80	
35x35x15	10	80	
35x22x18	10	80	
35x28x18	10	80	
35x35x18	10	80	
35x15x22	10	80	
35x18x22	10	80	
35x22x22	10	80	
35x28x22	10	50	
35x35x22	10	80	
35x15x28	10	80	
35x18x28	10	80	
35x22x28	10	50	
35x28x28	10	50	
35x35x28	10	50	
35x15x35	10	50	
35x18x35	10	50	
35x22x35	10	50	
35x28x35	10	50	
40x22x40	5	50	
40x28x40	5	40	
42x15x15	5	50	
42x35x14	5	50	
42x42x15	5	50	
42x42x18	5	50	

Item No.	Size mm	Inner QTY	Master Carton
5310R	42x35x22	5	50
	42x42x22	5	50
	42x22x28	5	50
	42x28x28	5	40
	42x35x28	5	40
	42x42x28	5	40
	42x28x35	5	40
	42x35x35	5	40
	42x42x35	5	40
	42x22x42	5	50
	42x28x42	5	40
	42x35x42	5	40
	42x42x54	5	30
	54x54x15	-	-
	54x54x18	-	-
	54x42x22	-	-
	54x54x22	-	-
	54x42x28	-	-
	54x54x28	-	-
	54x35x35	-	-
	54x42x35	-	-
	54x54x35	-	-
	54x42x42	-	-
	54x54x42	-	-
	54x15x54	-	-
	54x22x54	-	-
	54x28x54	-	-
	54x35x54	-	-
	54x42x54	-	-
	64x64x35	-	-
	64x64x42	-	-
	64x64x54	-	-
	67x67x64	-	-
	67x67x28	-	-
	67x67x35	-	-
	67x28x67	-	-
	67x35x67	-	-
	67x42x67	-	-
	67x54x67	-	-
	76x76x35	-	-
	76x76x42	-	-
	76x76x54	-	-
76x76x64	-	-	
89x89x35	-	-	
89x89x42	-	-	
89x89x54	-	-	
89x89x76	-	-	
108x108x54	-	-	
108x108x64	-	-	
108x108x76	-	-	
108x108x80	-	-	
108x108x89	-	-	
108x54x108	-	-	
108x64x108	-	-	
108x67x108	-	-	





### Bent tap connector



Item No.	Size mm	Inner QTY	Master Carton
5063W	3/8"x12	10	250
	3/8"x14	10	180
	1/2"x12	10	250
	1/2"x14	10	250
	1/2"x15	10	250
	1/2"x16	10	200
	1/2"x18	10	150
	1/2"x22	10	120
	3/4"x14	10	180
	3/4"x15	10	150
	3/4"x16	10	150
	3/4"x18	10	120
	3/4"x20	10	80
	3/4"x22	10	80
1"x22	10	60	
1"x28	10	30	

### Reduced Elbow



ITEM NO.	Size mm	Inner QTY	Master Carton
5091	15*10	100	1000
	15*12	100	1000
	22*15	25	500
	28*22	25	200

### Bent tap connector (With Gasket)



Item No.	Size mm	Inner QTY	Master Carton
5063G	3/8"x12	25	400
	1/2"x12	25	400
	1/2"x14	25	300
	1/2"x15	25	300
	1/2"x16	25	300
	1/2"x18	25	200
	3/4"x15	25	250
	3/4"x16	25	200
	3/4"x18	25	200
	3/4"x22	25	150
	1"x22	10	80
	1"x28	10	50

### U-bend CxC



Item No.	Size mm	Inner QTY	Master Carton
5033	10	50	800
	12	25	500
	14	25	250
	15	20	240
	16	20	200
	18	10	120
	22	10	100
	28	5	50
	35	1	20
	42	1	15
	54	1	8

### Straight tap connector



Item No.	Size mm	Inner QTY	Master Carton
5240W	3/8"x10	10	550
	3/8"x12	10	550
	3/8"x14	10	500
	3/8"x15	10	500
	1/2"x10	10	550
	1/2"x12	10	550
	1/2"x14	10	550
	1/2"x15	10	550
	1/2"x16	10	550
	1/2"x18	10	400
	1/2"x22	10	250
	3/4"x14	10	300
	3/4"x15	10	300
	3/4"x16	10	300
	3/4"x18	10	250
	3/4"x22	10	250
	3/4"x28	10	150
	1"x18	10	150
	1"x22	10	100
	1"x28	10	80
	1-1/4"x28	10	60
	1-1/4"x35	10	30
	1-1/4"x42	5	15
	2"x42	5	15
	2"x54	4	12

### Straight tap connector (With Gasket)



Item No.	Size mm	Inner QTY	Master Carton
5240G	3/8"x12	25	550
	3/8"x15	25	450
	1/2"x12	25	550
	1/2"x14	25	550
	1/2"x15	25	450
	1/2"x16	25	400
	1/2"x18	25	400
	1/2"x22	25	200
	3/4"x15	25	200
	3/4"x18	25	200
	3/4"x22	25	200
	3/4"x28	25	75
	1"x22	25	75
	1"x28	25	75
	1-1/4"x28	10	60
	1-1/4"x35	10	60
	1-1/4"x42	5	30
	2"x42	5	15
	2"x54	4	12



METRIC END FEED FITTINGS - (EN1254-1)





### SR Straight Coupling



Item	Size mm
SRSC-06	6
SRSC-08	8
SRSC-10	10
SRSC-12	12
SRSC-15	15
SRSC-22	22
SRSC-28	28
SRSC-35	35
SRSC-42	42
SRSC-54	54
SRSC-66.7	66.7

### SR Slip Coupling



Item	Size mm
SRSSC06	6
SRSSC08	8
SRSSC10	10
SRSSC12	12
SRSSC15	15
SRSSC22	22
SRSSC28	28
SRSSC35	35
SRSSC42	42
SRSSC54	54
SRSSC67	67

### SR Adapter Coupling



Item	Size mm
SRAC1/2X15	1/2x15
SRAC3/4X22	3/4x22
SRAC1X28	1x28
SRAC11/4X35	1 1/4x35
SRAC11/2X42	1 1/2x42

### SR Reducing Coupling



Item	Size mm
SRRC0806	8x6
SRRC1008	10x8
SRRC1206	12x6
SRRC1208	12x8
SRRC1508	15x8
SRRC1510	15x10
SRRC1512	15x12
SRRC2210	22x10
SRRC2212	22x12
SRRC2215	22x15
SRRC2815	28x15
SRRC2822	28x22
SRRC3515	35x15
SRRC3522	35x22
SRRC3528	35x28
SRRC4215	42x15
SRRC4222	42x22
SRRC4228	42x28
SRRC4235	42x35
SRRC5415	54x15
SRRC5422	54x22
SRRC5428	54x28
SRRC5435	54x35
SRRC5442	54x42
SRRC6728	67x28
SRRC6735	67x35
SRRC6742	67x42
SRRC6754	67x54

### SR Reducer CxI



Item	Size mm
SRR-0806	8x6
SRR-1008	10x8
SRR-1206	12x6
SRR-1208	12x8
SRR-1508	15x8
SRR-1510	15x10
SRR-1512	15x12
SRR-2212	22x12
SRR-2215	22x15
SRR-2815	28x15
SRR-2822	28x22
SRR-3515	35x15
SRR-3522	35x22
SRR-3528	35x28
SRR-4215	42x15
SRR-4222	42x22
SRR-4228	42x28
SRR-4235	42x35
SRR-5415	54x15
SRR-5422	54x22
SRR-5428	54x28
SRR-5435	54x35
SRR-5442	54x42
SRR-6728	67x28
SRR-6735	67x35
SRR-6742	67x42
SRR-6754	67x54

### SR Equal Tee



Item	Size mm
SRET-08	8
SRET-10	10
SRET-12	12
SRET-15	15
SRET-22	22
SRET-28	28
SRET-35	35
SRET-42	42
SRET-54	54
SRET-66.7	66.7

### SR Stop End



Item	Size mm
SRSE-08	8
SRSE-10	10
SRSE-12	12
SRSE-15	15
SRSE-22	22
SRSE-28	28
SRSE-35	35
SRSE-42	42
SRSE-54	54

### SR Reducing Tee



Item	Size mm
STRT-222210	22x22x10
STRT-222215	22x22x15
STRT-282815	28x28x15
STRT-282822	28 x 28 x 22
STRT-353515	35 x 35 x 15
STRT-353522	35 x 35 x 22
STRT-353528	35 x 35 x 28
STRT-424215	42 x 42 x 15
STRT-424228	42 x 42 x 22
STRT-424228	42 x 42 x 28
STRT-424235	42 x 42 x 35
STRT-545415	54 x 54 x 15
STRT-545422	54 x 54 x 22
STRT-545428	54 x 54 x 28
STRT-545435	54 x 54 x 35
STRT-545442	54 x 54 x 42
STRT-66.766.728	66.7 x 66.7 x 28
STRT-221522	22 x 15 x 22
STRT-281528	28 x 15 x 28
STRT-282228	28 x 22 x 28
STRT-351535	35 x 15 x 35
STRT-352235	35 x 22 x 35
STRT-352835	35 x 28 x 35
STRT-422842	42 x 28 x 42
STRT-423542	42 x 35 x 42
STRT-544254	54 x 42 x 54
STRT-221515	22 x 15 x 15
STRT-281515	28 x 15 x 15
STRT-281522	28 x 15 x 22
STRT-282215	28 x 22 x 15
STRT-282222	28 x 22 x 22
STRT-352222	35 x 22 x 22
STRT-352815	35 x 28 x 15
STRT-352822	35 x 28 x 22
STRT-352828	35 x 28 x 28
STRT-422828	42 x 28 x 28
STRT-423528	42 x 35 x 28
STRT-423535	42 x 35 x 35
STRT-544242	54 x 42 x 42
STRT-151522	15 x 15 x 22
STRT-151528	15 x 15 x 28
STRT-222228	22 x 22 x 28
STRT-222235	22 x 22 x 35
STRT-282835	28 x 28 x 35
STRT-353542	35 x 35 x 42

### SR Obtuse Elbow CxI



Item	Size mm
SROE-15	15
SROE-22	22
SROE-28	28
SROE-35	35
SROE-42	42
SROE-54	54
SROE-67	67

### SR Full Crossover CxC



Item	Size mm
SRFC-15	15
SRFC-22	22

### SR Bent Tap Connector



Item	Size mm
SRBTC-15X1/2	15x1/2
SRBTC-22X3/4	22x3/4

### SR 90 Elbow CxC



Item	Size mm
SRE-06	6
SRE-08	8
SRE-10	10
SRE-12	12
SRE-15	15
SRE-22	22
SRE-28	28
SRE-35	35
SRE-42	42
SRE-54	54
SRE-67	67

### SR U Bend CxC



Item	Size mm
SRU-15	15

### SR Partial Crossover



Item	Size mm
SRPC-15	15
SRPC-22	22

### SR Tap Connector



Item	Size mm
SRTC-15X1/2	15x1/2
SRTC-15X3/4	15x3/4
SRTC-22X1/2	22x1/2
SRTC-22X3/4	22x3/4

### SR 90 Street Elbow FTxC



Item	Size mm
SRSE-06	6
SRSE-08	8
SRSE-10	10
SRSE-12	12
SRSE-15	15
SRSE-22	22
SRSE-28	28
SRSE-35	35
SRSE-42	42
SRSE-54	54
SRSE-67	67



# PACKING



Wood Pallet

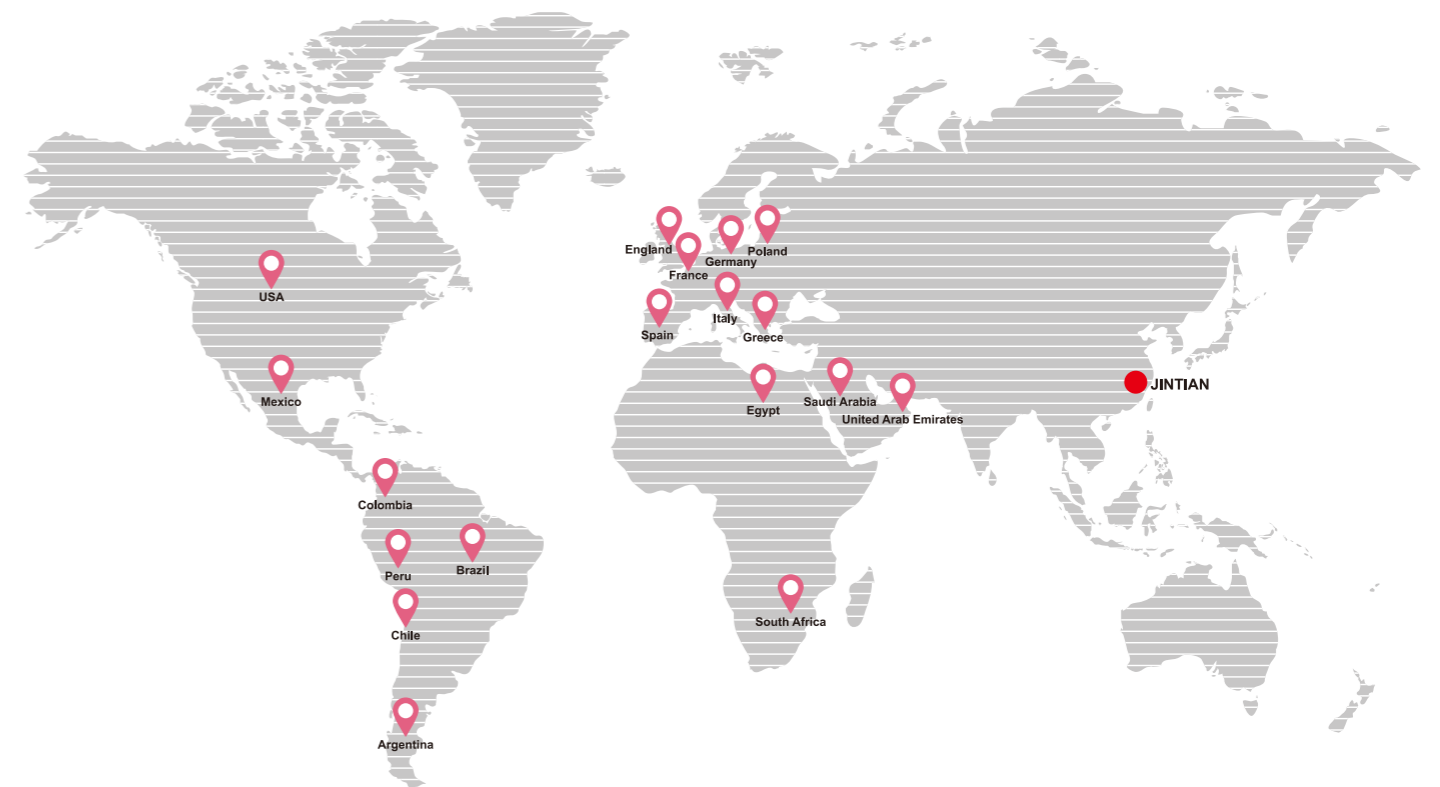


Inner Bag



Outer Box

# NETWORK



## HONOR PARTNER



