

Data Sheet

Strainers Type **FA**

Strainer type FA with interchangeable filter insert



Strainer type FA with interchangeable filter insert is used in lines carrying fluorinated refrigerants, ammonia, water, brine, oil, and gas.

Features:

- Retains contaminants, e.g. slag, and weld beads and swarf
- Pressure drop insignificant
- Classification: DNV, CRN, BV, EAC etc. To get an updated list of certification on the products please contact your local Danfoss Sales Company.

Media

New refrigerants

Danfoss products are continually evaluated for use with new refrigerants depending on market requirements.

When a refrigerant is approved for use by Danfoss, it is added to the relevant portfolio, and the R number of the refrigerant (e.g. R513A) will be added to the technical data of the code number. Therefore, products for specific refrigerants are best checked at store.danfoss.com/en/, or by contacting your local Danfoss representative.

Product specification

Pressure and temperature data

Table 1: Pressure and temperature data

Description	Values
Temperature of media	-50 °C – 140 °C
Max. working pressure	PS = 28 bar
Max. test pressure	p' = 42 bar
Filter insert	Stainless steel weave, mesh size 150µ (100 mesh)

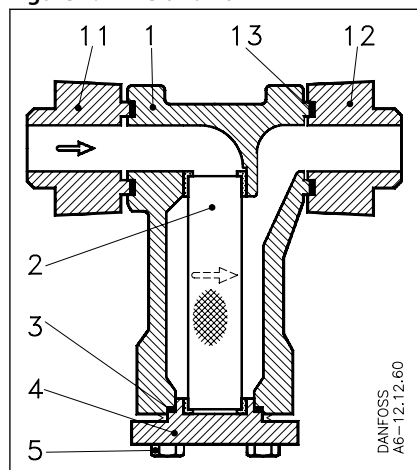
Design

Materials

- Gaskets are non asbestos
- Valve housing made of GGG - 40.3

Material specification

Figure 1: FA 15 and 20



1.	Strainer housing
2.	Strainer
3.	Gasket
4.	Cover
5.	Screw
11.	Flange (tongue)
12.	Flange (groove)
13.	Flange gasket
14.	Flange screw

Dimensions and weights

Figure 2: FA 15 and 20

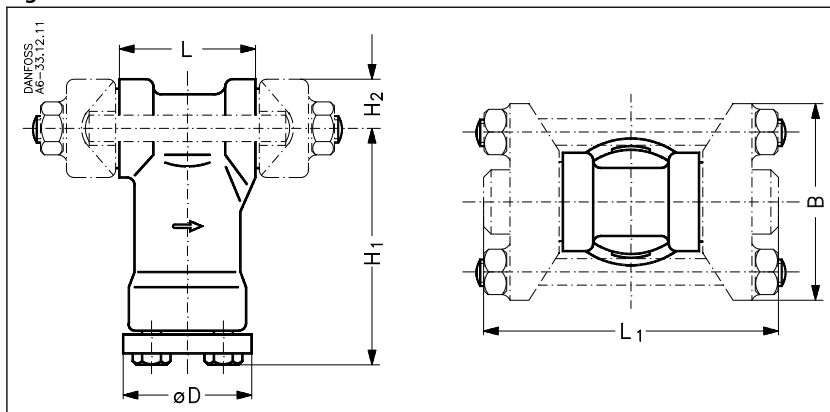
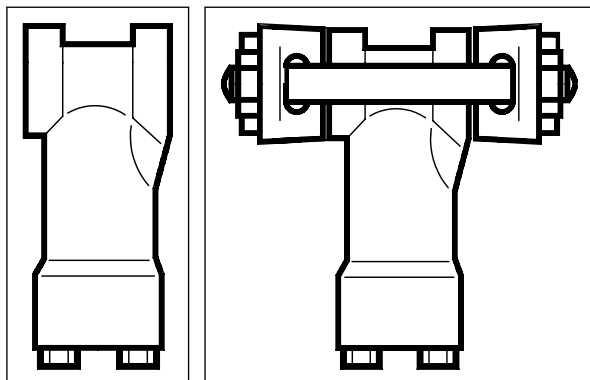


Table 2: Dimensions and weights

Type	Code no.	H ₁	H ₂	L	Weld flanges L ₁	Solder flanges L ₁	B	∅D	Weight
		mm	mm	mm	mm	mm	mm	mm	kg
FA 15	006-0040 → 006-0043	95	20	54				51	1.2
FA 15	006-0050 → 006-0058	95	20		116	109	80	51	1.7
FA 20	006-0046 → 006-0048	106	26	72				60	2.2
FA 20	006-0065 → 006-0074	106	26		142	137	96	60	2.9

Ordering


Table 3: Ordering Complete valves

Type	Application	Connection to valve or pipeline	Strainer area	Strainer vol.	k_v value ⁽¹⁾	Staybolts	Code no.
			cm ²	cm ³	m ³ /h		
FA 15	For direct fitting on valve	6 F, TE 12, CVM	40	68	3.3	M12 × 180	006-0040 ⁽²⁾
		TEA 20, TEAT 20, TEVA 20	40	68	3.3	M12 × 170	006-0042 ⁽²⁾
		EVR 15, EVRA 3	40	68	3.3	M12 × 188	006-0043 ⁽²⁾
		EVRA/T 10-15	40	68	3.3	M12 × 107	006-1012 ⁽²⁾
FA 20	For direct fitting on valve	EVR 20	60	145	7	M12 × 240	006-0046 ⁽²⁾
		TEA 85, TEAT 85, TEVA 85	60	145	7	M12 × 206	006-0048 ⁽²⁾
		EVRA/T 20	60	145	7	M12 × 127	006-1013 ⁽²⁾
FA 15	For fitting in pipelines	¼ in. weld flanges	40	68	1.9	M12 × 127	006-0050 ⁽³⁾
		⅜ in. weld flanges	40	68	2.6	M12 × 127	006-0051 ⁽³⁾
		½ in. weld flanges	40	68	3.5	M12 × 127	006-0052 ⁽³⁾
		¾ in. weld flanges	40	68	3.5	M12 × 127	006-0053 ⁽³⁾
		½ in. solder flanges	40	68	2.6	M12 × 127	006-0057 ⁽³⁾
		⅝ in. solder flanges	40	68	3.4	M12 × 127	006-0058 ⁽³⁾
		¾ in. solder flanges	40	68	3.2	M12 × 127	006-0059 ⁽³⁾
		7/8 in. solder flanges	40	68	3.5	M12 × 127	006-0075 ⁽³⁾
FA 20	For fitting in pipelines	1 in. solder flanges	40	68	3.5	M12 × 127	006-0060 ⁽³⁾
		½ in. weld flanges	60	145	5.1	M12 × 160	006-0065 ⁽³⁾
		¾ in. weld flanges	60	145	7.4	M12 × 160	006-0066 ⁽³⁾
		1 in. weld flanges	60	145	7.4	M12 × 160	006-0067 ⁽³⁾
		⅝ in. solder flanges	60	145	5.1	M12 × 160	006-0071 ⁽³⁾
		1 ⅛ in. solder flanges	60	145	7.3	M12 × 160	006-0074 ⁽³⁾

⁽¹⁾ The k_v value is the flow of water in m³/h at a pressure drop in the strainer of 1 bar, $\rho = 1000 \text{ kg/m}^3$.

⁽²⁾ Code no. with bolts, screws and gaskets but without flanges

⁽³⁾ Code no. with flanges, bolts, screws and gaskets.

Accessories

Table 4: Strainer housing without flanges

Type	Strainer area	Strainer volume	k_v value ⁽¹⁾	Code no.
	cm ²	cm ³	m ³ /h	
FA 15	40	68	3.3	036-0060
FA 20	60	145	7	036-0061 ⁽²⁾
FA 20	60	145	7	036-0062 ⁽³⁾

⁽¹⁾ The k_v value is the flow of water in m³/h at a pressure drop in the strainer of 1 bar, $\rho = 1000 \text{ kg/m}^3$.

⁽²⁾ For direct fitting in pipeline.

⁽³⁾ For direct fitting on to valves.

Strainers, Type FA

Table 5: Single flanges with flange gaskets for FA 15

Version	Type	Code no.
3/8 in. weld	T	006-1120
	G	006-1121
1/2 in. weld	T	006-1122
	G	006-1123
3/4 in. weld	T	006-1124
	G	006-1125
5/8 in. solder	T	006-1162
	G	006-1163
7/8 in. solder	T	006-1176
	G	006-1177

Table 6: Staybolt set with gaskets

Version	Code no.
M12 × 107 mm	006-1101
M12 × 127 mm	006-1108
M12 × 160 mm	006-1136
M12 × 170 mm	006-1103
M12 × 180 mm	006-1102
M12 × 188 mm	006-1104
M12 × 206 mm	006-1106
M12 × 240 mm	006-1105

Table 7: Single flanges with flange gaskets for FA 20 ¹⁾

Version	Type	Code no.
3/4 in. weld	T	006-1128
	G	006-1129
1 in. weld	T	006-1130
	G	006-1131
1 1/8 in. solder	T	006-1174
	G	006-1175

⁽¹⁾ Only for code no. **036-0061**.

Certificates, declarations, and approvals

The list contains all certificates, declarations, and approvals for this product type. Individual code number may have some or all of these approvals, and certain local approvals may not appear on the list.

Some approvals may change over time. You can check the most current status at danfoss.com or contact your local Danfoss representative if you have any questions.

Table 8: Valid approvals

File name	Document type	Document topic	Approval authority
EAC RU Д-ДК.БЛ08.В.00828_19	EAC Declaration	Machinery & Equipment	EAC
033F0691.AE	Manufacturers Declaration	RoHS	
033F0686.AH	Manufacturers Declaration	PED	
TSSA CRN.0E14028.523467890YTN	Pressure - Safety Certificate		TSSA CRN
RMRS 19.10048.266	Marine - Safety Certificate	RMRS	

Online support

Danfoss offers a wide range of support along with our products, including digital product information, software, mobile apps, and expert guidance. See the possibilities below.

The Danfoss Product Store



The Danfoss Product Store is your one-stop shop for everything product related—no matter where you are in the world or what area of the cooling industry you work in. Get quick access to essential information like product specs, code numbers, technical documentation, certifications, accessories, and more.

Start browsing at store.danfoss.com.

Find technical documentation



Find the technical documentation you need to get your project up and running. Get direct access to our official collection of data sheets, certificates and declarations, manuals and guides, 3D models and drawings, case stories, brochures, and much more.

Start searching now at www.danfoss.com/en/service-and-support/documentation.

Danfoss Learning



Danfoss Learning is a free online learning platform. It features courses and materials specifically designed to help engineers, installers, service technicians, and wholesalers better understand the products, applications, industry topics, and trends that will help you do your job better.

Create your Danfoss Learning account for free at www.danfoss.com/en/service-and-support/learning.

Get local information and support



Local Danfoss websites are the main sources for help and information about our company and products. Find product availability, get the latest regional news, or connect with a nearby expert—all in your own language.

Find your local Danfoss website here: www.danfoss.com/en/choose-region.

Spare Parts



Get access to the Danfoss spare parts and service kit catalog right from your smartphone. The app contains a wide range of components for air conditioning and refrigeration applications, such as valves, strainers, pressure switches, and sensors.

Download the Spare Parts app for free at www.danfoss.com/en/service-and-support/downloads.

Coolselector®2 - find the best components for you HVAC/R system



Coolselector®2 makes it easy for engineers, consultants, and designers to find and order the best components for refrigeration and air conditioning systems. Run calculations based on your operating conditions and then choose the best setup for your system design.

Download Coolselector®2 for free at coolselector.danfoss.com.

Danfoss can accept no responsibility for possible errors in catalogues, brochures and other printed material. Danfoss reserves the right to alter its products without notice. This also applies to products already on order provided that such alterations can be made without subsequential changes being necessary in specifications already agreed. All trademarks in this material are property of the respective companies. Danfoss and the Danfoss logotype are trademarks of Danfoss A/S. All rights reserved.